


2022

Seminars

Information days

Webinars

Support days



Courtesy of Daimler AG

Editorial 3
 Overview: On-site seminars / online training 4 - 7

Seminar descriptions..... 8 - 56

Training packages 57
 Our lecturers 58 - 60
 General information 61
 DYNAmore GmbH 62 - 64
 Directions 65
 Imprint 65
 DYNAmore on the web 66
 Your theses..... 68
 Your strong LS-DYNA partner 68
 Registration form..... 69
 Order form 70
 LS-DYNA Conferences 71

Seminar descriptions



Courtesy of Honda R&D Americas Inc

Introduction
 Introduction to LS-DYNA..... 8
 Introduction to LS-PrePost 9
 Introduction to Nonlinear Implicit Analyses in LS-DYNA..... 9
 Introduction to Simulation Technology 10
 Introduction to Isogeometric Analysis with LS-DYNA 10
Info: New Features in LS-DYNA and LS-OPT 11
Info: Cloud Solutions for LS-DYNA 11

Basics/Theory
 Element Types and Nonlinear Aspects..... 12
 User Interfaces in LS-DYNA..... 12

Crash/Short-Term Dynamics
 Crashsimulation mit LS-DYNA..... 14
 Einführung in die Kontaktdefinitionen mit LS-DYNA 15
 Kontaktmodellierung in LS-DYNA 15
 Verbindungstechnik für die Crashberechnung mit LS-DYNA... 16
Info: Simulation von Falltests mit LS-DYNA 16

Passive Safety
 Introduction to Passive Safety Simulation with LS-DYNA 18
 CPM for Airbag Modeling..... 18
 LS-DYNA Dummy and Pedestrian Impactor Modeling 20
Info: Certification of Human Models (EuroNCAP TB024) 20

Metal Forming/Process Simulation
 Metal Forming with LS-DYNA..... 22
 Applied Forming Simulation with eta/Dynaform..... 23
 Hot Forming with LS-DYNA 23
 Introduction to Welding Simulation with LS-DYNA 24
 Introduction to Sheet Metal Forming with OpenForm 24
 Introduction to Draping Simulation with LS-DYNA 25
Info: Welding/Heat Treatment with FabWeld and LS-DYNA ... 25
Info: Forming Trends in LS-DYNA and eta/Dynaform 26

Materials
 Material Modeling for Metals..... 28
 Damage and Failure Modeling..... 28
 Advanced Damage Modeling: Orthotropic Materials 29
 Parameter Identification with LS-OPT 30
 Modeling Polymers and Elastomers in LS-DYNA..... 30
 Simulation of Short Fiber Reinforced Polymers..... 32
 Simulation of Continuous Fiber Reinforced Polymers..... 32
 Concrete and Geomaterial Modeling with LS-DYNA 34
 Simulation of Thermoplastics 34
 User Materials in LS-DYNA 36
Info: Composite Analysis with LS-DYNA..... 36

Implicit
 Implicit Analysis with LS-DYNA 37
 NVH, Frequency Domain Analysis and Fatigue with LS-DYNA 37
 From Explicit to Implicit Simulation Models in LS-DYNA..... 38

Particle Methods
 Smoothed Particle Hydrodynamics (SPH) in LS-DYNA 38
 SPG Method for Manufacturing and Material-Failure Analysis .. 39
 Introduction to EFG 40
 Discrete Element Method (DEM) in LS-DYNA 40

Multiphysics
 ALE und Fluid-Struktur-Interaktion..... 41
 ICFD - Incompressible Fluid Solver in LS-DYNA..... 41
 CESE - Compressible Fluid Solver in LS-DYNA..... 42
 Resistive Heating and Battery Modeling 42
 Electromagnetism in LS-DYNA..... 43
Info: Multiphysics 43

High Energy Events
 Methods for Simulating Short Duration Events 44
 Blast Modeling with LS-DYNA 44
 Penetration Modeling with LS-DYNA 45
 Explosives Modeling for Engineers..... 45

Optimization
 LS-OPT - Optimization and Robustness 46
 Basics of Industrial Structure Optimization..... 47
 Structural Optimization with GENESIS 47
Info: Optimization, DOE Studies and Robustness 48
Info: Optimization with ANSA, LS-OPT and META 48

Pre- and Postprocessing
 Introduction to PRIMER for LS-DYNA 49
 ANSA/LS-OPT/META..... 49

Support
 Supportday: LS-DYNA 50
 Supportday: Occupant Safety..... 50

SDM Simulation Data Management
 Introduction to SDM and Process Management with LoCo..... 52
Info: Process Automation and SDM 53

CFD Computational Fluid Dynamics
 Basic Training Simcenter STAR-CCM+ 54
 Batterie Simulation in Simcenter STAR-CCM+ 54
 Multiphase Flow in Simcenter STAR-CCM+ 55
 Fluid Structure-Interaction in Simcenter STAR-CCM+ 56
 Geometry Preparation in Simcenter STAR-CCM+ 56

Info = free of charge information day

Seminars	Information days	Webinars/ On-Demand	Support	On-site / Individual
Introductions	Crashworthiness	Passive Safety	Forming/Processes	Materials
Basics	Implicit	Multiphysics	Particle Methods	Optimization
Theory	SDM	High Energy	CFD	Pre-/Post-processing

Dear users,

we are very pleased to present you our seminar and webinar dates for the year 2022.

We have used the experience of last year and adapted our course range to the current situation. Similar to last year we offer two different webinar formats. In the compact webinars, we have optimized the content of the face-to-face trainings for online lessons. Usually the lessons are scheduled in two hour units. Depending on the webinar these units will then take place on several consecutive days. The trainings that are offered as compact webinars are marked with an icon in the brochure.

At the beginning of the year, only online events, webinars and on-demand video seminars will be available. However, due to our wide range of webinars, we are able to convey all content - regardless of the infection level. We very much hope that we will finally be able to offer presence seminars again in spring. Until then, the complete contents of the presence courses can also be booked in webinar format as part of an individual training course.

Another online format are the DYNAMore Express Webinars. These courses are one-hour webinars offered free of charge. Since these courses always address current trends and developments, they are always planned and offered at short notice. Therefore, you will not find dates of these courses in this seminar brochure. If you are interested, please have a look at our website at www.dynamore.de or subscribe to our newsletter.

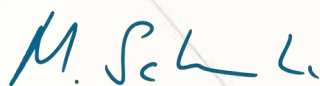
One format that can also be followed on the computer is our on-demand video seminars. These are recordings of the of the presence courses or compact webinars, which can be followed as a video according to one's own time schedule. For the courses that are available as on-demand video seminars, you will also find a corresponding icon.

Finally, as always, the note on our conference. This year we will organize the German LS-DYNA Forum on October 11th and 12th in Bamberg.

After the positive experience we had last year at the European Conference in Ulm, we are very confident that we will again be able to put on a great, safe and high-quality event. We are already looking forward to welcoming many users there in person.

We hope you will find the right course in our offer. If you have any questions or suggestions, please do not hesitate to contact us.

See you soon and best regards



Dr.-Ing. Maik Schenke

Your contact partner for any questions:

Organization



Anita Schulte

Tel. +49 (0)711 - 45 96 00 - 0
seminar@dynamore.de

Course Advisor



Dr.-Ing. Maik Schenke

Tel. +49 (0)711 - 45 96 00 - 22
maik.schenke@dynamore.de

On-site seminars and information days	Jan.	Feb.	March	April	May	June	July
INTRODUCTION							
Introduction to LS-DYNA (Location Stuttgart)		1	22	5	31		12
Introduction to LS-DYNA (other locations)	26 ^v		15 ^{Tu/15^Z}		18 ^v		
Introduction to LS-PrePost	31	3 ^v	14 ^{Z/21}	4	30		11
Introduction to Nonlinear Implicit Analyses in LS-DYNA				1 ^{Tu/25^Z}			15
Introduction to Simulation Technology		16					
Introduction to Isogeometric Analysis with LS-DYNA						22	
Information day: New Features in LS-DYNA and LS-OPT						16 ^v	
Information day: Cloud Solutions for LS-DYNA					20		
BASICS/THEORY							
Element Types and Nonlinear Aspects							
User Interfaces in LS-DYNA		4					
CRASH/SHORT-TERM DYNAMICS							
Crashworthiness Simulation with LS-DYNA					10/17 ^G		
Introduction to Contact Definitions in LS-DYNA			18 ^v	25			
Contact Modeling in LS-DYNA							4
Joining Techniques for Crash Analysis with LS-DYNA		14		20			
Information day: Simulation of Drop Tests with LS-DYNA							
PASSIVE SAFETY							
Introduction to Passive Safety Simulation with LS-DYNA		17					
CPM for Airbag Modeling			25				
LS-DYNA Dummy and Pedestrian Impactor Modeling		10					
Information day: Human Modeling							
METAL FORMING/PROCESS SIMULATION							
Material Modeling for Metals					11 ^{v/16}		
Applied Forming Simulation with eta/Dynaform	26						
Hot Forming with LS-DYNA	24						
Introduction to Welding Simulation with LS-DYNA							1
Introduction to Sheet Metal Forming with OpenForm							8
Introduction to Draping Simulation with LS-DYNA							6
Information day: Welding and Heat Treatment with FabWeld and LS-DYNA			10			30 ^Z	
Information day: Forming Trends in LS-DYNA and eta/Dynaform							8
MATERIALS							
Modeling Metallic Materials					23 ^{Tu}	23	
Damage and Failure Modeling			21 ^{Tu}			27	
Advanced Damage Modeling: Orthotropic Materials							1
Parameter Identification with LS-OPT				5 ^v			19
Modeling Polymers and Elastomers in LS-DYNA			28				
Simulation of Short Fiber Reinforced Polymers				26 ^G	4	20 ^{Tu}	
Simulation of Continuous Fiber Reinforced Polymers				27 ^G	2	21 ^{Tu}	
Concrete and Geomaterial Modeling with LS-DYNA							
Simulation of Thermoplastics							
User Materials in LS-DYNA				29			
Information day: Composite Analysis with LS-DYNA						2	
IMPLICIT							
Implicit Analysis with LS-DYNA			10 ^v		23		
NVH, Frequency Domain Analysis and Fatigue with LS-DYNA							
From Explicit to Implicit Simulation Models in LS-DYNA						20	
PARTICLE METHODS							
Smoothed Particle Hydrodynamics (SPH) in LS-DYNA			10			29 ^v	
SPG Method for Manufacturing and Material-Failure Analysis							
Introduction to EFG				28			
Discrete Element Method (DEM) in LS-DYNA							
MULTIPHYSICS							
ALE und Fluid-Struktur-Interaktion ¹			8			27 ^v	
ICFD - Incompressible Fluid Solver in LS-DYNA			30				
CESE - Compressible Fluid Solver in LS-DYNA							
Resistive Heating and Battery Modeling							
Electromagnetism in LS-DYNA							
Information day: Multiphysics							
HIGH ENERGY EVENTS							
Methods for Simulating Short Duration Events							
Blast Modeling with LS-DYNA							
Penetration Modeling with LS-DYNA							
Explosives Modeling for Engineers							
OPTIMIZATION							
LS-OPT - Optimization and Robustness		23				22 ^v	
Basics of Industrial Structure Optimization					19		
Structural Optimization with GENESIS							25
Information day: Optimization, DOE Studies and Robustness				28			
Information day: Optimization with ANSA, LS-OPT and META							13
PRE- AND POSTPROCESSING							
Introduction to PRIMER for LS-DYNA							
ANSA/LS-OPT/META				26			
SUPPORT							
Support day: LS-DYNA	14	18		29	13	3	1
Support day: Occupant Safety			18				22
SDM SIMULATION DATA MANAGEMENT							
Introduction to SDM and Process Management with LoCo						29	
Information day: Process Automation and SDM				26			

Probably again in May, depending on the Covid-19 situation. Until then, our online offer will be available to you.

¹ = Euro per participant plus VAT

^B = Bamberg (D) ^G = Gothenburg (S)

^I = Ingolstadt (D) ^T = Traboch (A)

^{Tu} = Turin (I)

Aug.	Sept.	Oct.	Nov.	Dec.	Fee ¹	Page	On-site seminars and information days
							INTRODUCTION
	20	25	29		1.575	8	Introduction to LS-DYNA (Location Stuttgart)
	13 ^F /26 ^{tu}		15 ^l	5 ^v			Introduction to LS-DYNA (other locations)
	12 ^F /19	3 ^v /24	28		525	9	Introduction to LS-PrePost
				12	525	9	Introduction to Nonlinear Implicit Analyses in LS-DYNA
		28			525	10	Introduction to Simulation Technology
					525	10	Introduction to Isogeometric Analysis with LS-DYNA
					-	11	Information day: New Features in LS-DYNA and LS-OPT
					-	11	Information day: Cloud Solutions for LS-DYNA
							BASICS/THEORY
		21			525	12	Element Types and Nonlinear Aspects
					525	12	User Interfaces in LS-DYNA
							CRASH/SHORT-TERM DYNAMICS
		18			2.400	14	Crashworthiness Simulation with LS-DYNA
			24		525	15	Introduction to Contact Definitions in LS-DYNA
					1.050	15	Contact Modeling in LS-DYNA
			22		1.050	16	Joining Techniques for Crash Analysis with LS-DYNA
	27				-	16	Information day: Simulation of Drop Tests with LS-DYNA
							PASSIVE SAFETY
		4			1.050	18	Introduction to Passive Safety Simulation with LS-DYNA
	23				525	18	CPM for Airbag Modeling
					525	20	LS-DYNA Dummy and Pedestrian Impactor Modeling
			23		-	20	Information day: Human Modeling
							METAL FORMING/PROCESS SIMULATION
			9		1.575	22	Material Modeling for Metals
			7		1.050	23	Applied Forming Simulation with eta/Dynaform
					1.050	23	Hot Forming with LS-DYNA
					525	24	Introduction to Welding Simulation with LS-DYNA
					525	24	Introduction to Sheet Metal Forming with OpenForm
					1.050	25	Introduction to Draping Simulation with LS-DYNA
					-	26	Information day: Welding and Heat Treatment with FabWeld and LS-DYNA
					-	26	Information day: Forming Trends in LS-DYNA and eta/Dynaform
							MATERIALS
	15 ^v		14		1.050	28	Modeling Metallic Materials
			17		1.050	28	Damage and Failure Modeling
			21		525	29	Advanced Damage Modeling: Orthotropic Materials
		18 ^v	16		525	30	Parameter Identification with LS-OPT
					1.200	30	Modeling Polymers and Elastomers in LS-DYNA
		20			525	32	Simulation of Short Fiber Reinforced Polymers
		18			1.050	32	Simulation of Continuous Fiber Reinforced Polymers
	29				1.200	34	Concrete and Geomaterial Modeling with LS-DYNA
	30				525	34	Simulation of Thermoplastics
			25		300	36	User Materials in LS-DYNA
					-	36	Information day: Composite Analysis with LS-DYNA
							IMPLICIT
	26		21 ^v		1.050	37	Implicit Analysis with LS-DYNA
		13 ^B			600	37	NVH, Frequency Domain Analysis and Fatigue with LS-DYNA
					1.050	38	From Explicit to Implicit Simulation Models in LS-DYNA
							PARTICLE METHODS
	21				1.200	38	Smoothed Particle Hydrodynamics (SPH) in LS-DYNA
		13 ^B			600	39	SPG Method for Manufacturing and Material-Failure Analysis
					600	40	Introduction to EFG
	29				525	40	Discrete Element Method (DEM) in LS-DYNA
							MULTIPHYSICS
	19				1.200	41	ALE und Fluid-Struktur-Interaktion
		6			1.200	41	ICFD - Incompressible Fluid Solver in LS-DYNA
	28				525	42	CESE - Compressible Fluid Solver in LS-DYNA
		13 ^B			600	42	Resistive Heating and Battery Modeling
		14			600	43	Electromagnetism in LS-DYNA
		5			-	43	Information day: Multiphysics
							HIGH ENERGY EVENTS
		4			1.200	44	Methods for Simulating Short Duration Events
		6			1.200	44	Blast Modeling with LS-DYNA
		13			1.200	45	Penetration Modeling with LS-DYNA
		17			600	45	Explosives Modeling for Engineers
							OPTIMIZATION
	14		28 ^{tu}		1.575	46	LS-OPT - Optimization and Robustness
					600	47	Basics of Industrial Structure Optimization
					1.050	47	Structural Optimization with GENESIS
					-	48	Information day: Optimization, DOE Studies and Robustness
					-	48	Information day: Optimization with ANSA, LS-OPT and META
							PRE- AND POSTPROCESSING
				5	525	49	Introduction to PRIMER for LS-DYNA
					1.050	49	ANSA/LS-OPT/META
							SUPPORT
	16		18		-	50	Support day: LS-DYNA
				2	-	50	Support day: Occupant Safety
							SDM SIMULATION DATA MANAGEMENT
		14			1.050	52	Introduction to SDM and Process Management with LoCo
			25		-	53	Information day: Process Automation and SDM

^v = Versailles (F)

^z = Zurich (CH)

Online registration: www.dynamore.de/en/seminars

Registration form: page 69

General course information: page 61

Compact webinars and on-demand video seminars	Jan.	Feb.	March	April	May	June	July
LS-DYNA COMPACT WEBINARS							
Introduction to LS-DYNA			9/28 ^v /30			29	4 ^v
Introduction to LS-PrePost			7/28			27	
Introduction to Isogeometric Analysis with LS-DYNA		10					
Element Types and Nonlinear Aspects		21					
User Interfaces in LS-DYNA				6			
Contact Modeling in LS-DYNA					9		
Joining Techniques for Crash Analysis with LS-DYNA				7			
CPM for Airbag Modeling						3	
Introduction to Passive Safety Simulation with LS-DYNA							14
LS-DYNA Dummy- and FGS Impactormodellierung							
Introduction to Draping Simulation with LS-DYNA				26			
Applied Forming Simulation with eta/Dynaform							25
Introduction to Welding Simulation with LS-DYNA							
Hot Forming with LS-DYNA							
Metal Forming with LS-DYNA							4
Simulation of Fiber-reinforced plastics	17						
Simulation von Thermoplasten						23	
Modeling Metallic Materials		7					
Damage and Failure			17				
Advanced Damage Modeling: Orthotropic Materials		14					
User Materials in LS-DYNA			25				
Modeling Polymers and Elastomers in LS-DYNA		16					
Implicit Analysis using LS-DYNA	24					13 ^v	
NVH, Frequency Domain Analysis and Fatigue with LS-DYNA					4		
From Explicit to Implicit Simulation Models in LS-DYNA							
Introduction to SPG Method for Manufacturing and Material Failure Analysis						20	
Introduction to SPH				5			
Discrete Element Method (DEM) in LS-DYNA						1	
Introduction to EFG							
Electromagnetism in LS-DYNA			21				
Resistive Heating and Battery Modeling			23				
ALE and Fluid-Structur-Interaction			21				
CESE Compressible Fluid Solver in LS-DYNA					16		
ICFD Incompressible Fluid Solver in LS-DYNA							18
ANSA/LS-OPT/META							
LS-OPT Optimization		10 ^v					11
LS-OPT Robustness							12
Basics of Industrial Structure Optimization							14
Introduction to LS-TaSC					2		
Introduction to PRIMER for LS-DYNA					10		
Introduction to SDM and Process Management with LoCo			28				
Basic Training Simcenter STAR-CCM+		28					
Battery Simulation in Simcenter STAR-CCM+			15				
Multiphase Flow in Simcenter STAR-CCM+				5			
Fluid-Structure-Interaction in Simcenter STAR-CCM+					10		
Geometry Preparation in Simcenter STAR-CCM+				26			
ON-DEMAND VIDEO SEMINARS							
Introduction to LS-DYNA							----
Crashworthiness Simulation with LS-DYNA							----
Modeling Metallic Materials							----
LS-OPT Optimization							----
LS-OPT Robustness							----

DYNAMORE ONLINE TRAINING OFFER

DYNAMore offers courses in three different online formats. Our compact webinars, which are courses optimized for online training. The DYNAMore Express Webinars are one-hour webinars on current trends and developments, offered free of charge. Our on-demand video seminars are recordings of the presence seminars or the compact webinars available as videos. Please note that at the beginning of the year we only offer online seminars. As soon as presence seminars are possible, we look forward to welcoming you back personally.



ON-DEMAND VIDEO SEMINARS

With our convenient on-demand video seminars, you can participate in our courses on your own computer and on your schedule. There are currently twelve on-demand video seminars available. These courses are indicated by the icon on the left. We currently offer the following courses:

- Introduction to LS-DYNA* www.dynamore.de/en/c2201-vs
- Introduction to LS-DYNA** www.dynamore.de/en/c2202-vs
- Introduction to LS-PrePost www.dynamore.de/en/c2203-vs
- Crashworthiness Simulation with LS-DYNA www.dynamore.de/en/c2204-vs
- Hot Forming with LS-DYNA www.dynamore.de/en/c2205-vs
- Modeling Metallic Materials www.dynamore.de/en/c2206-vs
- Elastomers and Polymers www.dynamore.de/en/c2207-vs
- User Materials www.dynamore.de/en/c2208-vs
- Simulation of fiber-reinforced plastics www.dynamore.de/en/c2209-vs
- Implicit Analysis using LS-DYNA compact www.dynamore.de/en/c2210-vs
- LS-OPT Optimization www.dynamore.de/en/c2211-vs
- LS-OPT Robustness www.dynamore.de/en/c2212-vs

Aug.	Sept.	Oct.	Nov.	Dec.	Fee ³	Page	Compact webinars and on-demand video seminars
							LS-DYNA COMPACT WEBINARS
	21 ^V /28			14	600	8	Introduction to LS-DYNA
	26			12	400	9	Introduction to LS-PrePost
	22				400	10	Introduction to Isogeometric Analysis with LS-DYNA
					600	12	Element Types and Nonlinear Aspects
	14				200	12	User Interfaces in LS-DYNA
			7		400	15	Contact Modeling in LS-DYNA
			14		400	16	Joining Techniques for Crash Analysis with LS-DYNA
				7	200	18	CPM for Airbag Modeling
					400	18	Introduction to Passive Safety Simulation with LS-DYNA
			14		400	20	LS-DYNA Dummy- and FGS Impactormodellierung
			24		400	25	Introduction to Draping Simulation with LS-DYNA
					400	23	Applied Forming Simulation with eta/Dynaform
		4			400	24	Introduction to Welding Simulation with LS-DYNA
		24			400	23	Hot Forming with LS-DYNA
					600	22	Metal Forming with LS-DYNA
			16		600	32	Simulation of Fiber-reinforced plastics
	12				400	34	Simulation von Thermoplasten
		17			400	28	Modeling Metallic Materials
			10		400	28	Damage and Failure
				5	400	29	Advanced Damage Modeling: Orthotropic Materials
		19			200	36	User Materials in LS-DYNA
			24		400	30	Modeling Polymers and Elastomers in LS-DYNA
		27			400	37	Implicit Analysis using LS-DYNA
					400	37	NVH, Frequency Domain Analysis and Fatigue with LS-DYNA
			22		400	38	From Explicit to Implicit Simulation Models in LS-DYNA
					400	39	Introduction to SPG Method for Manufacturing and Material Failure Analysis
				6	400	-	Introduction to SPH
					400	40	Discrete Element Method (DEM) in LS-DYNA
			28		400	40	Introduction to EFG
					400	43	Electromagnetism in LS-DYNA
					200	42	Resistive Heating and Battery Modeling
			28		600	41	ALE and Fluid-Structur-Interaction
					400	42	CESE Compressible Fluid Solver in LS-DYNA
					600	41	ICFD Incompressible Fluid Solver in LS-DYNA
		20			400	49	ANSA/LS-OPT/META
			22		200	46	LS-OPT Optimization
			23		200	46	LS-OPT Robustness
					400	47	Basics of Industrial Structure Optimization
				8	400	-	Introduction to LS-TaSC
					400	49	Introduction to PRIMER for LS-DYNA
					400	52	Introduction to SDM and Process Management with LoCo
	12				1.170	54	Basic Training Simcenter STAR-CCM+
					780	54	Battery Simulation in Simcenter STAR-CCM+
			7		1.170	55	Multiphase Flow in Simcenter STAR-CCM+
			21		780	56	Fluid-Structure-Interaction in Simcenter STAR-CCM+
	28				780	56	Geometry Preparation in Simcenter STAR-CCM+
							ON-DEMAND VIDEO SEMINARS
					1.575	8	Introduction to LS-DYNA
					2.400	14	Crashworthiness Simulation with LS-DYNA
					1.050	28	Modeling Metallic Materials
					1.050	46	LS-OPT Optimization
					525	46	LS-OPT Robustness

³ = Euro per participant plus VAT

Online registration: www.dynamore.de/en/seminars

Registration form: page 69

General course information: page 61



LS-DYNA COMPACT

Single- or multi-part webinars that compactly cover the content of a on-site seminar.

Duration: ~2 hours per unit
 Dates: regularly
 Fee: 200 Euro plus VAT per unit/day

Booking: www.dynamore.de/en/seminars

DYNAMORE EXPRESS

Free webinars of about one hour on current topics. We inform about dates at short notice with the DYNAMore Infomail.

Duration: ~1 hour
 Dates: regularly
 Fee: free of charge
 Booking: www.dynamore.de/en/seminars

Youtube: <https://bit.ly/3bqPb2A>
 (Playlist DYNAMore Express)

■ INTRODUCTION TO LS-DYNA

Type:
Seminar
Duration:
3 days
Fee:
1,575,- Euro
(525 Euro per day,
can be booked
separately)
Lecturers:
Dr. Filipe Andrade,
Pierre Glay,
Dr. Tobias Graf,
Dr. Martin Helbig,
Dr. Nils Karajan,
Julyen Lacambre,
Dr. Steffen Mattern,
Dr. Maik Schenke,
all DYNAMore
Dates:
26 January ^{v)}
01 February
09 March ^{Com)}
15 March ^{z)}
15 March ^{Tu)}*
22 March
28 March ^{Com)}
30 March ^{Com)}
05 April
18 May ^{v)}
31 May
29 June ^{Com)}
04 July ^{Com)}
12 July
13 September ^{T)}
20 September
21 September ^{Com)}
26 September ^{Tu)}
28 September ^{Com)}
25 October
15 November ^{l)}
29 November
05 December ^{v)}
14 December ^{Com)}

^{l)} Ingolstadt, Germany
^{z)} Zurich, Switzerland
^{Tu)} Turin, Italy
^{T)} Traboch, Austria
^{v)} Versailles, France
^{Com)} Compact webinar

* Two-day course
- only basics

Online booking:
www.dynamore.de/en/
c221
Compact webinar:
www.dynamore.de/en/
c211-com
On-demand seminar:
www.dynamore.de/en/
c2201-vs



Basics (days 1 and 2)

The introductory seminar gives a quick, comprehensive introduction to the application of LS-DYNA and is recommended for simulation engineers who want to use LS-DYNA as a finite element code to simulate general nonlinear problems. Prior knowledge is not required.

The main application areas of LS-DYNA are crash simulations, metalforming simulations and the simulation of impact problems and other strongly nonlinear tasks. LS-DYNA can also be used to successfully solve complex nonlinear static problems in cases where implicit solution methods cannot be applied due to convergence problems. The seminar participant works on exercise examples independently to help him/her understand the application of LS-DYNA.

Content

- What kind of problems can be solved using LS-DYNA?
- What is the difference between implicit and explicit time integration and how are both methods used in LS-DYNA?
- How is a simulation started in LS-DYNA?
- What element types are available?
- How are the various contact definitions implemented?
- How are crash simulations and other dynamic calculations executed?
- How can quasi-static problems be handled?
- What input/output data is available and what does it contain?
- How can results be analyzed and compared?

We strongly recommend LS-DYNA novices to attend this seminar. Additionally we recommend the attendance of the seminar "Introduction to LS-PrePost".

ALSO AVAILABLE
IN FRENCH

Further Topics (day 3)

To carry out realistic FE simulations, appropriate constitutive models need to be selected with the requirement of an identification of the involved material parameters to reproduce the properties of the materials used. In this regard, there is often a possibility to simplify the overall model if certain areas can be modeled either as rigid bodies or with the aid of discrete elements. Moreover, several components are often joined with connectors which also need to be modeled appropriately, to accurately predict the behavior of the overall system.

The aim of this seminar is to facilitate the novice's first steps in material modeling. Following this, the most common constitutive models for typical applications are presented such as crash, drop, and impact simulations. A wide range of the material properties of simulation models are explained in detail using simple examples, and thus enabling associated engineering problems to be dealt with competently and quickly. If required, basic material theory can also be discussed. Additionally, the course participants learn how to define rigid bodies and discrete elements in LS-DYNA and what they need to bear in mind when doing so.

Finally, modeling techniques for the most common types of connectors such as spot-welds and bolt connections are shown to demonstrate how they can be represented in a finite element model using LS-DYNA.

Content

- Presentation of the most common material models for metals, foams, elastomers and polymers
- Composition of a material card for a steel material on the basis of test data
- Modeling rigid bodies with LS-DYNA
- Definition of discrete elements and discussion of corresponding material models
- Modeling techniques for common connectors such as spot-welds, adhesive joins, bolt connections, etc.
- Consolidation of learned knowledge using simple exercise examples
- Tips and guidelines regarding the definition of material cards

To attend the module "Further Topics", we recommend prior attendance at the module "Basics".



Courtesy of Dr. Ing. h.c. F. Porsche AG

■ INTRODUCTION TO LS-PREPOST

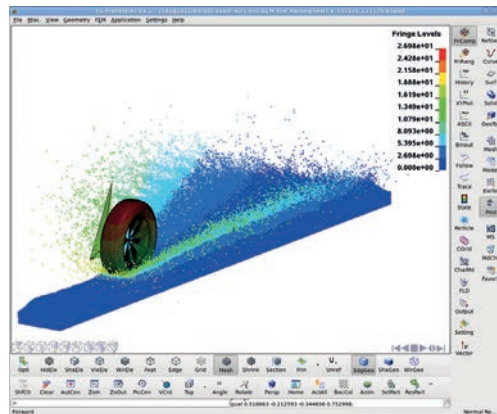
LS-PrePost is the pre- and postprocessor of Ansys / LST which can be used to generate or modify LS-DYNA models as well as to visualize the results of finite element analyses that were carried out with LS-DYNA. In particular, LS-DYNA input decks can be loaded into LS-PrePost to edit the keywords cards using the graphical user interface. Over the past years, the capabilities of LS-PrePost have been constantly advanced to account for the latest developments in LS-DYNA. This holds especially for the pre-processing where many new features have been added.

The goal of this one day seminar is to demonstrate the application of LS-PrePost and to explain its practical usage. Attendees will learn how to use the functionality of the graphical user interface with a focus on typical applications.

Content

Preprocessing

- Basic pre-processing operations in LS-PrePost
- Visualizing and editing LS-DYNA input decks
- Working with include structures in the model
- Simple meshing features
- Editing and correction of existing FE meshes
- Checking the quality of the mesh
- Definition of contacts, element types and materials
- Prescribing boundary conditions
- Definition, assignment and visualization of load curves



Postprocessing


- Handling different LS-DYNA output files
- Plot and modification of curves (summation, scaling, filtering)
- Printing and preparing results for presentations
- Color plots of physical quantities on the model (fringe plots)
- Vector plots, cross sections of the model, etc.

ALSO AVAILABLE
IN FRENCH

■ INTRODUCTION TO NONLINEAR IMPLICIT ANALYSES IN LS-DYNA

The implicit solver of LS-DYNA is well suited to handle many challenging applications, thereby coping with large deformations, difficult contact situation and material nonlinearities. With respect to the latter, there are many advanced material models available that are suitable for both explicit and implicit analysis. Moreover, the scalability on many CPU cores is very good, which allows for the treatment of large scale problems.

The goal of this one-day seminar is to present a brief, practical introduction to the implicit capabilities in LS-DYNA with a focus on nonlinear structural analysis. The course is suited for



users with some previous experience from using LS-DYNA, or for experienced users of other implicit FE-programs.

Content

- Introduction and when to use the implicit solver
- Differences to explicit time integration
- Switching between implicit and explicit integration
- Material models and elements suitable for implicit analysis
- Loads, boundary conditions and constraints
- Contact definitions
- Further tips and tricks
- Implicit Non-linear static analyses and dynamics
- Troubleshooting convergence problems
- Output format and output files
- Selected workshop examples

We strongly recommend LS-DYNA novices prior attendance of the seminar "Introduction to LS-DYNA". Beginners of numerical simulation we additionally recommend the attendance of the seminar "Introduction to LS-PrePost".

Type: Seminar
 Duration: 1 day
 Fee: 525 Euro
 Lecturers: Silvia Mandel, Pierre Glay, both DYNAMore
 Dates: 31 January
 03 February ^{v)}
 07 March ^{Com)}
 14 March ^{Z)}
 21 March
 28 March ^{Com)}
 04 April
 30 May
 27 June ^{Com)}
 11 July
 12 September ^{T)}
 19 September
 26 September ^{Com)}
 03 October ^{v)}
 24 October
 28 November
 12 December ^{Com)}

^{Z)} Zurich, Switzerland
^{T)} Traboch, Austria
^{v)} Versailles, France
^{Com)} Compact webinar

Online booking:
www.dynamore.de/de/c222
 Compact webinar:
www.dynamore.de/en/c222-com
 On-demand seminar:
www.dynamore.de/en/c2203-vs



Type: Seminar
 Duration: 1 day
 Fee: 525 Euro
 Lecturers: Dr. Maik Schenke, Dr. Christoph Schmieid, both DYNAMore
 Dates: 01 April ^{Tu)}
 25 April ^{Z)}
 15 July
 12 December

^{Tu)} Turin, Italy
^{Z)} Zurich, Switzerland

Online booking:
www.dynamore.de/en/c223

■ INTRODUCTION TO SIMULATION TECHNOLOGY

Type: Seminar
 Duration: 1 day
 Fee: 525 Euro
 Lecturers: Dr. Maik Schenke, DYNAmore
 Dates: 16 February, 28 October
 Online booking: www.dynamore.de/en/c224


POPULAR

Nowadays, computer simulations gain more and more importance during product development and research. However, they require a fundamental background in physics, mathematics and numerics acquired over years of education by a simulation specialist.

This course gives an overview and insight into computer simulations especially focusing on non-simulation specialists, such as design and test engineers as well as project managers, who are in contact with computer simulations in their daily work or just want to be informed on this matter. In this regard, the seminar provides a glimpse into the theoretical background and simulation work flow on the one hand and also points out potential pit falls when dealing with computer simulations on the other hand. The complex matter of simulation

technology is presented in a rather illustrative manner for accessibility, however, it does not lack the necessary technical background when needed. Moreover, throughout the course, practical exercises will help the participants to assimilate the theoretical content and adopt the mind-set of simulation specialist.

- Contents
- Application examples and benefits
 - Real-world idealization within a simulation model
 - Finite-Element Method (FEM)
 - Time-advancing schemes
 - Material modeling
 - Contact handling
 - Joining techniques
 - Simulation work flow (incl. practical exercises)



■ INTRODUCTION TO ISOGOMETRIC ANALYSIS WITH LS-DYNA

Type: Webinar
 Duration: 1 day
 Fee: 200 Euro
 Lecturers: Dr. Stefan Hartmann, DYNAmore
 Dates: 10 February ^{Com}, 22 June, 22 September ^{Com}

^{Com}) Compact webinar

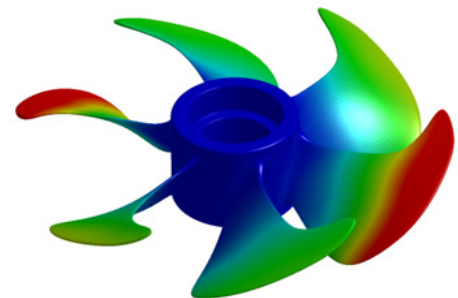
Compact webinar: www.dynamore.de/en/c225-com



Isogeometric Analysis (IGA) is a finite element technology in which the geometry description (i.e. shape functions) used in computer-aided design (CAD) is used in the numerical analysis. Besides the potential to better integrate the CAD-models with the subsequent finite element analysis (FEA), the use of higher order shape functions, i.e. non-uniform rational B-splines (NURBS) may yield better results while having the possibility of using larger element sizes. Furthermore, the use of the IGA technology helps reducing the discretization error that may result from the re-parameterization of the CAD design.

This one day class provides an introduction into Isogeometric Analysis (IGA) with Non-Uniform Rational B-Splines (NURBS) in LS-DYNA. Some theoretical background about IGA and NURBS will be presented before exploring the current capabilities in LS-DYNA. Starting with a CAD-file the setup of a suitable model using LS-PrePost will be demonstrated. The class will deal with shells and solids with the main focus on shells.

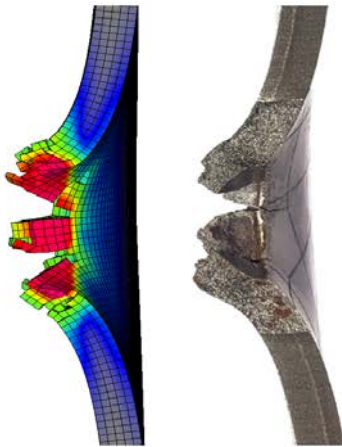
- Contents
- Introduction and Motivation
 - Theoretical background
 - NURBS surfaces
 - NURBS-based shell formulations
 - Application of boundary conditions
 - Joining of patches
 - Model setup
 - Post-Processing
 - Examples#
 - NURBS-based solids in LS-DYNA
 - Discussion and outlook





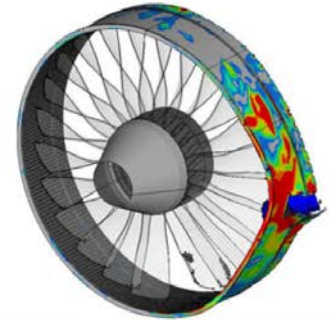
Innovative Produkt Simulation GmbH

YOUR COMPETENT PARTNER IN SIMULATION



INPROSIM offers FEM calculation and CAE simulation in crash and short-term dynamics for a successful product development for the protection of men and goods

- Crash
- Automotive
- Interior / Head impact
- Engines / Turbo-machines
- Matching / Validation of test
- Transfer of Material Properties
- Mechanical and Plant Engineering
- Statically loaded systems / Structures
- Consumer goods, Packaging / Shock and drop tests



www.inprosim.de

■ INFORMATION DAY: NEW FEATURES IN LS-DYNA AND LS-OPT

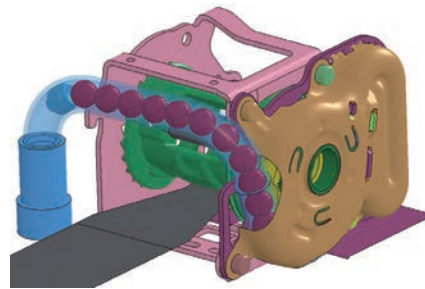
In the course of this information day, new developments in the multi-purpose computation program LS-DYNA and the associated optimization program LS-OPT will be presented. The purpose of this event is, on the one hand, to inform existing users about new developments, and, on the other hand, to provide interested parties who are already experienced with other software products a summary of the possibilities offered by LS-DYNA and LS-OPT.

LS-DYNA is one of the world's leading finite element software systems and is ideally suited for computer simulation of highly nonlinear physical problems in industry and research. Typical applications include crash simulation, metal forming, impact and drop tests, detonations, impact, penetration, fluid-structure interaction, as well as thermomechanical and electro-magnetically coupled problems.

In addition to explicit and implicit time integration and classical FEM, many particle methods such as EFG, SPH, SPG and DEM as well as isogeometric methods are also available. Moreover, the „One Code Strategy“ allows many features to be easily

interlinked, which means that a simulation can often effectively cover the overall process chain.

LS-OPT, on the other hand, is Ansys / LST's independent optimization program. It is ideally suited for the solution of highly nonlinear optimization problems and is thus best utilized for applications in conjunction with LS-DYNA. However, LS-OPT can be combined with any other software package. Thus, multidisciplinary problems can be solved.



Courtesy of Joyson Safety Systems Aschaffenburg GmbH


Type:
Information day
Duration:
1/2 day
Fee:
free of charge
Date:
16 June ^{v)}

^{v)} Versailles, France

Online booking:
www.dynamore.de/en/c226

■ INFORMATION DAY: CLOUD SOLUTIONS FOR LS-DYNA

The idea of cloud technology is becoming more and more popular in the IT world. Due to the efficient usage of available hardware resources, the IT investments can be reduced significantly. The efficient use of the soft- and hardware resources leads to a high cost saving potential for the whole IT budget in both large and small enterprises.



At the information day the possibilities of using cloud technology will be presented. Furthermore requirements related to the usage of LS-DYNA and related products on such platforms will be discussed.

Content

- Introduction to cloud technology
- Services related to grid framework
- How to use LS-DYNA on a grid system
- How to achieve a good performance
- Data integrity

Type:
Information day
Duration:
1/2 day
Fee:
free of charge
Date:
20 May

Online booking:
www.dynamore.de/en/c227

■ ELEMENT TYPES AND NONLINEAR ASPECTS IN LS-DYNA

Type:
Seminar
Duration:
1 day
Fee:
525 Euro
Lecturers:
Dr. André Haufe,
DYNAmore;
Prof. Dr. Karl
Schweizerhof,
DYNAmore/KIT
Date:
21 February ^{Com)}
21 October

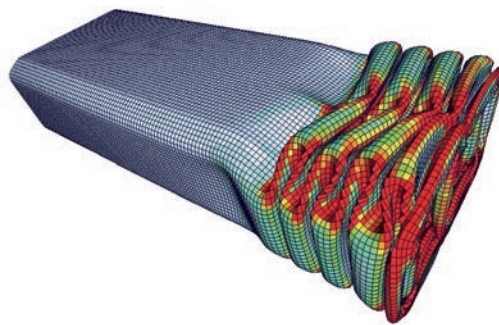
^{Com)} Compact webinar

Online booking:
www.dynamore.de/en/c228
Compact webinar:
www.dynamore.de/en/c228-com



This seminar is a collection of different topics on nonlinear aspects with respect to LS-DYNA. Emphasis is directed towards element technology and the various specific elements implemented in LS-DYNA. In particular, the theoretical background as well as the corresponding practical usage will be discussed. Additionally, adaptive schemes for nonlinear problems will be presented.

Since more and more implicit features are included in LS-DYNA, the seminar will also provide information on implicit solver technology for linear and nonlinear problems.



This class is intended for participants with pre-existing knowledge in finite element technology and LS-DYNA who would like to learn more about various aspects of nonlinearities and their implementation in LS-DYNA and who are also interested in gaining better insight into the theoretical background.

Content

- Element formulations implemented in LS-DYNA
- Application field and pros/cons of the different element types
- Theoretical background of various element formulations
- General aspects of nonlinear problems in finite element theory
- Solvers for implicit analyses with specific emphasis on LS-DYNA
- Various example problems using LS-DYNA

■ USER INTERFACES IN LS-DYNA

Type:
Seminar
Duration:
1 day
Fee:
525 Euro
Lecturer:
Dr. Tobias Erhart,
DYNAmore
Dates:
04 February
06 April ^{Com)}
14 September ^{Com)}

^{Com)} Compact webinar

Online booking:
www.dynamore.de/en/c229
Compact webinar:
www.dynamore.de/en/c229-com

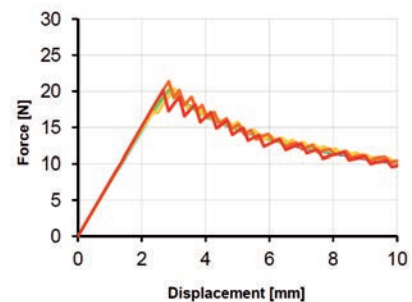
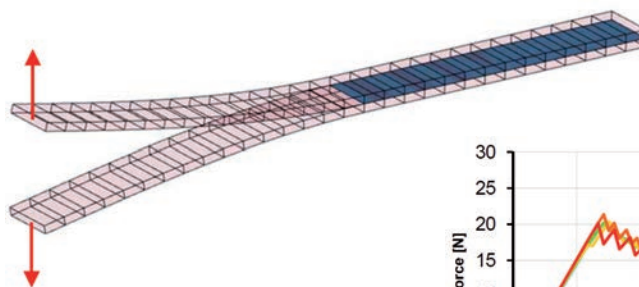



In addition to the possibility to implement custom material models in the program code, LS-DYNA provides the option to extend or modify the code in various areas by adding your own program routines. For example, user interfaces are available for element formulations, friction models, equation solvers, load application, and airbag sensors.

For this purpose, the user-developed routines are compiled and linked to the corresponding LS-DYNA object files. This seminar is designed for users in both industrial and academic research who intend to integrate their own routines in LS-DYNA and to share their implementation experience with a larger audience.

Content

- Overview of various user interfaces
- Download and overview of the LS-DYNA usermat package
- Explanation of the Makefile, compilation and Fortran files
- User interfaces: structure, subroutines, keyword input
- Discussion on various options and parameters
- Live demos





Ansys

Simulation Is A Superpower

Multiphysics simulation gives us the ability to explore and predict how products will work — or won't work — in the real world.
It's like being able to see the future, enabling you to innovate as never before.

Engineering What's Ahead
Ansys.com

■ CRASHWORTHINESS SIMULATION WITH LS-DYNA

Type:
Seminar
Duration:
4 days
Fee:
2,400 Euro
Lecturers:
Suri Bala, Ansys/LST;
Paul Du Bois,
Consultant
Dates:
10 May
17 May [©]
18 October

[©] Gothenburg, Sweden

Online booking:
www.dynamore.de/en/
c2210

This is an advanced course and applies to engineers who have experience in the application of explicit programs or basic knowledge in the field of dynamic and nonlinear calculation with implicit programs. The aim of the course is to show how to perform a crashworthiness simulation in the automobile industry using LS-DYNA, whereby the presented methods are transferable to other kinds of crashworthiness simulations (rail vehicles, components of vehicles, airplanes, vans, etc.). Each crashworthiness simulation is a compromise between profitability and accuracy. At the moment there are no guidelines for modeling and calculating crash. Therefore, the user needs to be aware of advantages and disadvantages of different kinds of modeling procedures depending on the purpose of the simulation. In particular, the aim of the course is to show how to perform an accurate and reliable crashworthiness simulation by thorough modeling and to further understand the procedure.

This course is designated for new employees



Courtesy of BMW Group

in automotive development departments of car manufacturers and suppliers of the automobile industry as well as engineering companies and other users in related industrial sectors. The course instructor is an expert in crashworthiness simulation and is working for several car manufacturers using different FE-codes worldwide. He is also an excellent and popular teacher.

Content

- Introduction to crash simulation using LS-DYNA
 - Possibilities and technical limits
 - Accuracy and reliability problems
 - Current and future developments
- Modeling techniques for parts of car bodies
 - Timestep control
 - Mesh outlay, quality and convergence
 - Element quality
 - Flanges, weld spots, etc.
- Influence of the mass of components
- Contact definition for crash simulation
- Selection and description of suitable material models for steel materials
- Introduction to modeling techniques for foams and plastics
- Element formulation for shells and volume elements, hourglass stabilization
- Initialization of models, gravity and pretension
- Component models
- Quality control of FE models as well as analysis and evaluation of the results

■ VIDEO-SEMINAR: CRASHWORTHINESS SIMULATION WITH LS-DYNA

Type:
Video seminar
Amount:
15 chapter
Fee:
2.400,- Euro
Lecturer:
Paul Du Bois,
Consultant
Dates:
at any time

Online booking:
www.dynamore.de/en/
c2204-vs



With this course we are expanding our range of services and offering a seminar online for the first time. This gives interested users the opportunity to follow the course on their own computers and at their own convenience. The 4-day seminar with Paul Du Bois was recorded as a video and divided into 15 chapters. The content of the course is therefore identical to that of the seminar in Stuttgart.

Please register via our website as you would for a conventional seminar. After we have received your payment we will send you a link and a password with which you can view the course. We will send you the seminar documents by regular mail.

Please note that for security reasons, each chapter of the course may only be completed once and the password loses its validity after 14 days.

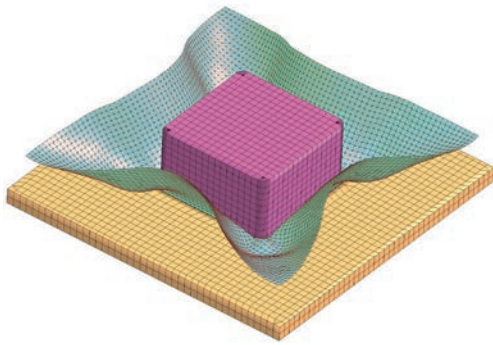
We hope that the offer will appeal to you and look forward to many registrations. If you have any questions about this course, please do not hesitate to contact us.



Courtesy of Volvo Car Corporation

■ INTRODUCTION TO CONTACT DEFINITIONS IN LS-DYNA

LS-DYNA offers extensive possibilities to model contact. In total there are more than 30 different contact types available and each type supports numerous special settings. While this generous selection guarantees extreme flexibility for the contact definition, it also requires a great deal of knowledge on the user's part.



Courtesy of Benteler SGL GmbH & Co. KG

The objective of this seminar is to provide the user with a summary of the possibilities and limits of the various contact formulations. In particular, the discussion focuses on the selection of a suitable contact type for the application in question. Furthermore, the effects of the various contact options on the simulation results are explained with examples.

Content

- Which contact types exist in LS-DYNA?
- When do I use which contact formulation?
- How do the various contact formulations differ – how can they be classified?
- Penalty vs. Constraint treatment
- Definition of a contact
- What is an "Automatic contact"?
- How does a single-surface contact work?
- What if a contact does not hold?
- Tied contacts
- Most recent contact options and current developments in LS-DYNA

Prior attendance of the seminar "Introduction to LS-DYNA" is recommended.

Type: Seminar
 Duration: 1 day
 Fee: 525 Euro
 Lecturers: Pierre Glay, Dr. Tobias Graf, Julyen Lacambre, Dr. Maik Schenke, all DYNAmore
 Dates: 18 March ^v, 25 April, 24 November
 Online booking: www.dynamore.de/en/c2212

ALSO AVAILABLE IN FRENCH

■ CONTACT MODELING IN LS-DYNA

In many simulated systems, the contact behavior between different components are an essential part of the process to be modelled. Driven by the increased demands for a wider range of applications of computer simulations, new numerical methods or multi-physical applications, the existing possibilities for contact description in LS-DYNA are constantly being developed further or have been supplemented by new methods.

As a result, over the years LS-DYNA has gained a vast amount of contact-treatment possibilities inside the simulation model. However, due to this variety, it becomes more and more difficult for the user to choose the suitable contact algorithm together with the suitable parameters.

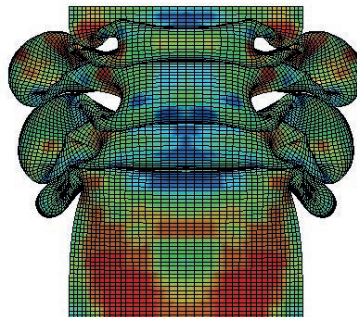
In this seminar the theoretical background of the different contact formulations of LS-DYNA together with the possibilities and limitations of their application will be addressed in detail. This will enable the user to select the appropriate contact type for their application together with the appropriate control parameters.

The course is supported by numerous practical examples, which are intended to deepen the previously conveyed basics in a practical way.

Content

- Theoretical background on contact handling in computer simulations
- Overview on contact formulations in LS-DYNA
- Penalty-, constraint- and tied contacts
- Defining contacts in LS-DYNA
- Contact definitions for specific applications, e. g. forming, crash
- Troubleshooting guidelines

Compared to our course „Introduction to Contact Modeling“, this seminar gives a deeper insight into contact modelling with LS-DYNA.



Type: Seminar
 Duration: 2 days
 Fee: 1,050 Euro
 Lecturers: Pierre Glay, Dr. Tobias Graf, Dr. Maik Schenke, all DYNAmore
 Dates: 09 May ^{com}, 04 July, 07 November ^{com}

^{com}) Compact webinar

Online booking: www.dynamore.de/en/c2213
 Compact webinar www.dynamore.de/en/c2213-com



■ JOINING TECHNIQUES FOR CRASH ANALYSIS WITH LS-DYNA

Type:
Seminar
Duration:
2 days
Fee:
1,050 Euro
Lecturers:
Dr. Markus Feucht,
Daimler AG;
Dr. Tobias Graf,
Dr. André Haufe,
Max Hübner,
all DYNAmore
Dates:
14 February
07 April ^(Com)
20 April
22 November

^(Com) Compact webinar

Online booking:
www.dynamore.de/en/
c2214
Compact webinar:
www.dynamore.de/en/
c2214-com



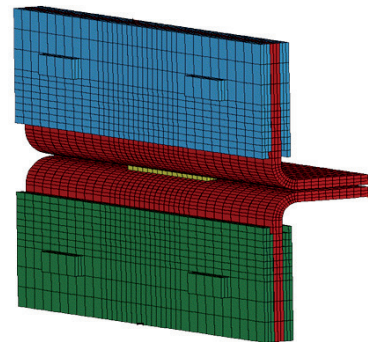
In this seminar you will gain insight into the variety of ways to model and simulate component connections in LS-DYNA. The most frequently used connections, such as adhesive bonding, bolt fastening, welding, spot-weld adhesive bonding or riveting, each require a specific structural and material model for numerical simulation. For this reason, we will thoroughly discuss the load carrying action of the individual connections as well as their structural stability and demonstrate possible modeling approaches (in conjunction with flange models). Currently used models will be discussed and the reliability of the obtained results will be critically reviewed with particular emphasis on scenarios that include connection failure. Most recent LS-DYNA releases now include a large number of new features and improvements, especially for welded and bolted connections.

For example, the contact treatment of flanges has been expanded to enable a better assessment of the spot-weld forces at solid and beam elements. Further failure options have also been introduced. In addition, a new keyword is available to model bolted connections, which allows for a simplified definition of prestress. The seminar is designed for engineers with practical simulation experience who wish to broaden their knowledge in the field of connection simulations using LS-DYNA.

Content

- Spot-welds/rivets
 - Options to model spot-welds
 - Discussion of element types and formulations
 - Tied contacts, flange-flange contact
 - Material modeling of spot-welds
 - Definition of damage and failure

- Analysis of spot-weld forces
- Prestressed and non-prestressed bolted connections
 - Options to model bolted connections
 - Contact formulations for bolts
 - Analysis of bolt forces
 - KEYWORD: INITIAL_STRESS_SECTION for automated bolt prestressing
- Adhesive bonds
 - Types of adhesive bonds: assembly adhesives, structural adhesives
 - Modeling the adhesive joint
 - Element formulation for continuum elements
 - Special hourglass control
 - Application and use of cohesive elements
 - Connection by tied contacts
 - Established and new material models
- Spot-weld adhesive bonding
- Verification and validation of connection technology models
- Spot-weld adhesive bonding



Courtesy of F. Burbulla (Dr. Ing. h.c. F. Porsche AG), A. Matzenmiller (Universität Kassel)


■ INFORMATION DAY: SIMULATION OF DROP TESTS WITH LS-DYNA

Type:
Information day
Duration:
1/2 day
Fee:
free of charge
Date:
27 September

Online booking:
www.dynamore.de/en/
c2216

Many of the product checks include the testing of impact loading. Typically, the resistance of consumer goods is examined due to an impact after a free fall out of heights that represent their respective usage. Examples of such consumer goods are laptops, cell phones, drilling machines or beverage cartons or cans. Furthermore, the package industry shows a large interest in assuring good impact reliability during transport.

During this information day, the computational possibilities of LS-DYNA will be demonstrated in the context of impact and falling test simulations



Courtesy of Electrolux Rothenburg GmbH

and application examples will be provided. Special attention will be drawn on the modeling possibilities of LS-DYNA with regard to plastics and foam materials. The approaches for the identification of the associated material parameters will be also be illustrated.

Content

- Introduction
- Physics for the propagation of stress waves during the drop test
- Characteristics of plastics materials at sudden impact
- Recommendations for the contact formulation during drop tests
- Liquid filled containers
 - Modeling of the liquid, the structure as well as the boundary conditions
 - Methods for fluid-structure coupling in LS-DYNA (ALE, ICFD, SPH, Lagrange elements)
 - Interpretation of the results
- Possible applications and limitation for the simulation of drop tests
- Validation with experimental results
- Examples
 - Analysis of drop tests of an electronic machine with and without packing
 - Impact of a liquid filled package

**gns – GESELLSCHAFT FÜR
NUMERISCHE SIMULATION MBH**
Am Gaußberg 2 ■ 38114 Braunschweig
Phone: 0531-80112-0 ■ mbox@gns-mbh.com

SOLUTIONS for the automotive Industry

ENGINEERING ■ SOFTWARE DEVELOPEMENT ■ CONSULTING



B
BARRIERS/MODELS
Fast calculation of vehicle safety load cases using accurate models of the different barriers
MPDB, ODB, AEMDB

f
OPENFORM
The industrial solution for sheet metal forming simulation
Extremely easy to use, wide range of applications, highly accurate results, open concept

4
GENERATOR 4
Pedestrian & Occupant Safety at its best
Fulfill various regulations: FMVSS201, ECE-R21, 2003/102/EC, EuroNCAP...

A
ANIMATOR 4
The next generation of FEA postprocessing
Handle plot and time history data in one superior user interface while working with large models!

ENGINEERING
Automotive CAE
Crash, NVH, Pedestrian Safety, model creation

www.gns-mbh.com

Virtual product development – anytime and anywhere

Digital Engineering Center – Your Workplace in the Cloud

Gold
**Microsoft
Partner**

 Get it from
**Microsoft Azure
Marketplace**

www.engineering-workplace.de

GNS Systems GmbH
Theodor-Heuss-Str. 5
38122 Braunschweig
Germany

Heinz Köster
Phone: +49 531 - 1 23 87 0
sales@gns-systems.de
www.gns-systems.de

GNS Systems
IT Services for Engineering

■ INTRODUCTION TO PASSIVE SAFETY SIMULATION WITH LS-DYNA

Type:
Seminar
Duration:
2 days
Fee:
1,050 Euro
Lecturers:
Harsh Sharma,
Fabian Koch,
both DYNAmore
Dates:
17 February
14 July ^{Com)}
04 October

^{Com)} Compact webinar

Online booking:
www.dynamore.de/en/
c2217
Compact webinar:
www.dynamore.de/en/
c2217-com



Particularly due to the growing amount of relevant legislation and consumer tests as well as new technological developments, the field of occupant safety in vehicle technology has become more important and complex. The goal of this seminar is to present the most important features of LS-DYNA with respect to occupant safety simulations. Moreover, insights are provided on how to deal with the various components involved, such as airbags, seatbelts, crash-test dummies and seats. During this training, particular emphasis will be devoted to modeling methods for practical application.

The seminar will provide the basic knowledge needed to setup an LS-DYNA occupant safety simulation, including the positioning of the dummy



Courtesy of Daimler AG

model and belt routing with PRIMER, the definition of recommended contacts between the safety systems and the principle set up of airbag models. This seminar is mainly designed for beginners working in the field of occupant safety (especially dealing with side, frontal and rear impact). During the event, attendees will be given the opportunity to apply their acquired knowledge in practical exercises.

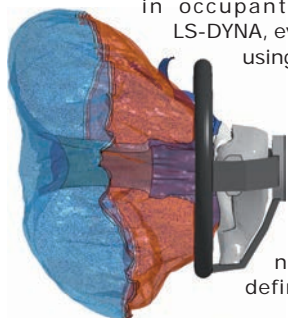
Content

- Overview of current impact load cases: side, frontal, rear crash
- Available dummy models in LS-DYNA and their validation methods
- Materials, elements and connections used for occupant safety simulations
- Overview of composition and usage of safety relevant vehicle components
- Focus on airbag models
 - Available model approaches in LS-DYNA
 - Airbag fabric material modelling
 - Dealing with existing airbag models
- Usage of dummies
 - Positioning inside the vehicle
 - Pre stresses in seat models
 - Extraction of dummy model signals
 - Overview injury criteria
- Usage of seat belts
 - Modeling seat belts, belt guides and pretensioner
 - Belt routing approaches
- Joining techniques and contact definitions
- Composition of an occupant safety model

■ CPM FOR AIRBAG MODELING

Airbags are one of the most important components for occupant safety in motor vehicles. Besides standard airbags for the driver and passenger, more and more different and specified variants such as curtain airbags and knee airbags have been applied recently. Every airbag has to be optimized especially for its particular application. Precise representation of the airbag's behavior regarding deployment and performance are necessary in order to achieve a high quality model of the occupant restraint system.

The one day course presents the fundamentals to build up a model for the simulation of airbags in LS-DYNA. After starting with the less complex uniform pressure (UP) approach, theoretical background and implementation of the newer corpuscular method (CPM) is introduced. The method is based on a particle approach and has become state-of-the-art for all airbag applications due to its accuracy and numerical robustness and efficiency. Nowadays in occupant simulations with LS-DYNA, every airbag is modeled using CPM.



Besides the description of *AIRBAG_PARTICLE as well as the related keywords regarding definition of the control volume, number of particles, definition of vents, gas

properties, etc. further modeling aspects affecting the airbag's behavior are discussed. State-of-the-art techniques as well as most recent implementations in LS-DYNA with their influence on the deployment behavior are presented.

Content

- Introduction to airbag modeling
 - Basics and modeling approaches
- The uniform pressure (UP) method
 - Theoretical background
 - Keywords related to different UP-models
 - Wang-Nefske approach and hybrid gas generators
 - Jetting definition for UP airbag models
 - Merits and limits of UP modeling
- Corpuscular Method (CPM)
 - Theoretical background
 - Keywords and application of CPM
 - Influence of different parameters on the behavior of the airbag
 - Merits and limits of CPM modeling
- Definition and influence of a reference geometry
- Material definition using *MAT_FABRIC (non-linearities, anisotropy, porosity and validation)
- Contact definition and folding simulation
- Model set-up
 - Modeling advices for CPM airbag models
 - Tank tests and airbag validation
 - Process chain for airbag modeling
 - Post processing of results
- Examples

Courtesy of Daimler AG

Type:
Seminar
Duration:
1 day
Fee:
525 Euro
Lecturers:
Dr. Steffen Mattern,
Sebastian
Stahlschmidt,
all DYNAmore
Dates:
25 March
03 June ^{Com)}
23 September
07 December ^{Com)}

^{Com)} Compact webinar

Online booking:
www.dynamore.de/en/
c2218
Compact webinar:
www.dynamore.de/en/
c2218-com



Advanced Simulation Software

Your ideas brought to life through the Oasys LS-DYNA Environment

PRIMER

Oasys LS-DYNA Environment

Developed for LS-DYNA, the Oasys Suite is at the leading edge of pre and post-processing software.

The latest release of Oasys Suite (18.1) includes **D3PLOT Viewer** - a brand new 3D web viewer to transform the way you review, communicate, and deliver engineering analysis.

LS-DYNA®

FE Models

We develop and distribute a range of dummy, pedestrian and barrier models. Our latest releases include: IHS Side Impact Barrier Spec. 2.0 Mobile Progressive Deformable Barrier (MPDB)

D3PLOT

Human Body Model Trees


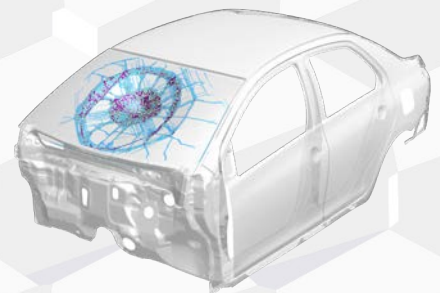
Our model trees help users to achieve realistic articulation and positioning of complex Human Body Models when preparing simulation-based model positioning analyses in LS-DYNA. The model trees are free for Oasys PRIMER customers.

T/HIS

Webinars, Training & Top Tips

Look out for Oasys and LS-DYNA webinars, training courses and Top Tip videos on our website and social media channels which cover a range of introductory and advanced topics.

REPORTER



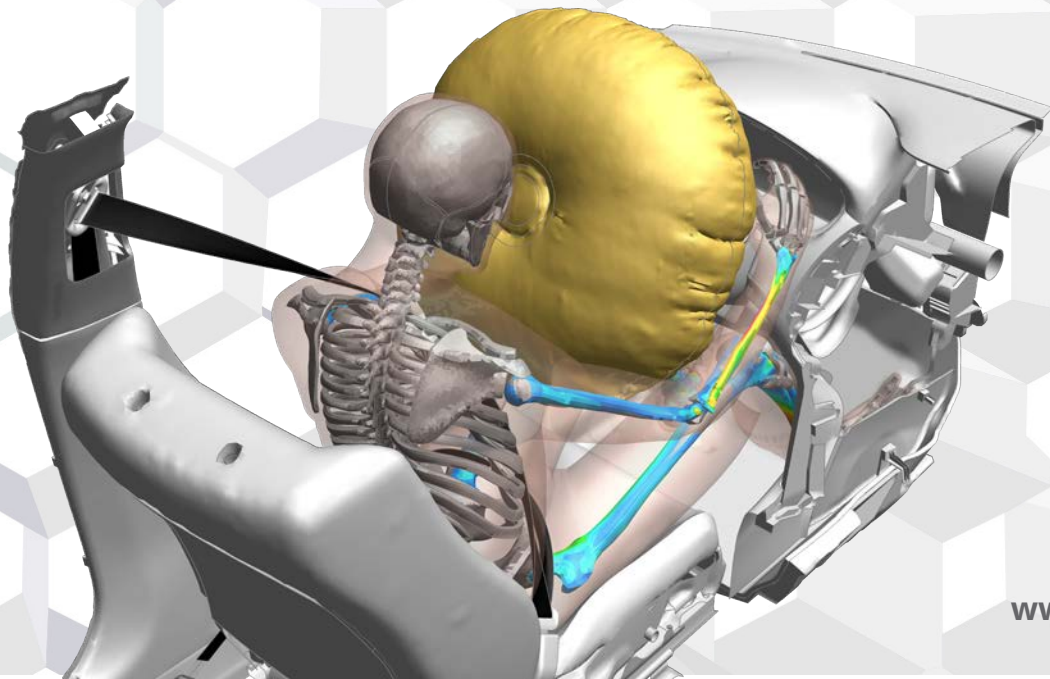
Find us on social media
Search for "Oasys LS-DYNA"

LinkedIn

YouTube



Scan to sign up to our newsletter:



■ LS-DYNA DUMMY AND PEDESTRIAN IMPACTOR MODELING

Type: Seminar
 Duration: 1 day
 Fee: 525 Euro
 Lecturers: Alexander Gromer, Sebastian Stahlschmidt, both DYNAMore
 Dates: 10 February, 14 November ^(com)

^(com) Compact webinar

Online booking: www.dynamore.de/en/c2219
 Compact webinar: www.dynamore.de/en/c2219



The aim of the seminar is to give participants an overview of how LS-DYNA crash test dummy models and pedestrian impactors can be implemented successfully in passive safety.


The course is recommended for engineers interested in analyzing side, front or rear impacts or pedestrian safety. Other related problems, such as the behavior of seats under a dynamic loading of the dummies, are also discussed. To measure the loads affecting a pedestrian from a collision, a range of impactors have been developed which can be shot/projected at the front of the vehicle in various test configurations. Moreover, an overview of the available impactors is given.

All instructors have years of experience working on the development of FAT side impact dummy models, which are used throughout the world, and recently also on the FAT rear impact dummy model BioRID 2. These models have been developed in collaboration with the German automotive industry.

Content

- Dummy models available for LS-DYNA
- Differences between front impact dummy models from FTSS and Ansys / LST
- When should which model be used?
- FAT side impact dummy models
- FAT rear impact dummy model BioRID 2

- Limits of modeling dummies
- Positioning dummies in vehicles
- Modeling seat belts, belt deflectors and belt pre-tensioners
- Putting the seat belt on the dummy
- Characterization of the impactor model: head, hip and leg impactors (construction and materials used)
- Comparison of impactor models from different software manufacturers
- How to avoid problems when modeling soft foams



Courtesy of Deutsches Zentrum für Luft- und Raumfahrt DLR e.V.

■ INFORMATION DAY: HUMAN MODELING

Type: Information day
 Duration: 1/2 day
 Fee: free of charge
 Date: 23 November

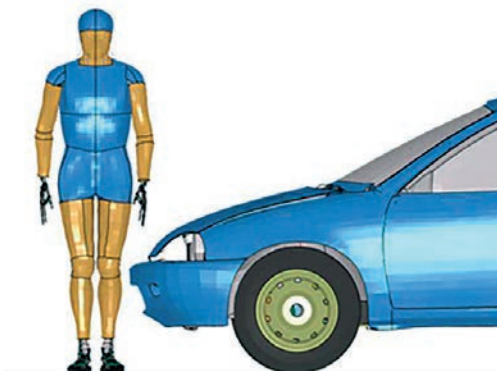
Online booking: www.dynamore.de/en/c2220

The human body is a complex biological system, in which various physical phenomena acting simultaneously on various length scales. For instance, from a microstructural point of view, skin tissue exhibits a porous structure, which allows for a motion of the interstitial fluid within the pore space to re-establishing the internal electrochemical equilibrium disturbed by an externally applied load.

In particular, upon compression the interstitial fluid will be squeezed out locally and redistributed

to the adjoining areas, thereby accounting of osmotic effects. This process causes a strongly time-dependent material behavior, similar to that of viscous materials. Such complex and mutual interacting processes can be found in many other biological tissues as well, such as ligaments, tendons, cartilage, bones and the intervertebral disc. Thus, when it comes to crash tests and crash simulations a proper representation of the human body is vital for a reliable prediction of possible injuries, which, in turn, requires a broad fundamental background of the undergoing biomechanical processes.

The information day focuses on both the real-world representation, e. g. as a crash-test dummy, and the computer model, using, for instance, the popular Total Human Model for Safety (THUMS), which was developed by Toyota Central R&D Labs. Inc, Toyota System Research Inc. and Toyota Motor Company in collaboration with universities. On the one hand, its goal is it to bridge the gap between the human biology and its representing models by providing a platform for knowledge exchange for the experts and interested persons working on the different fields of human modelling, i. e. biology, dummy development and virtual-human modelling. On the other hand, the possible modelling approaches with LS-DYNA are demonstrated.





Dive into Engineering Simulation

Engineering simulation is more than just a tool to understand how the future products perform. Experiencing collaborative virtual environments, engineers now can live the evolution of their most sophisticated creations. Our mission is to bring the right tools and technologies to broaden your simulation horizons and reduce innovation risk. Enhance your engineering simulation experience and enter the world of your designs.

■ METAL FORMING WITH LS-DYNA

Type:
Seminar
Duration:
3 days
Fee:
1,575,- Euro
(525 Euro per day,
can be booked
separately)
Lecturers:
Pierre Glay,
Dr. André Haufe,
Dr. Bernd
Hochholdinger,
Matthias Merten,
all DYNAMore
Dates:
11 May ^{v)}
16 May
04 July ^{com)}
09 November

^{v)} Versailles, France
^{com)} Compact webinar

Online booking:
www.dynamore.de/en/
c2222
Compact webinar:
www.dynamore.de/en/
cc2222-com



Basics (days 1 and 2)

This seminar covers the basics for the simulation of sheet metal forming processes with LS-DYNA and provides tips for daily practical use. Herein, the forming-specific settings and features in LS-DYNA will be addressed.

The course begins with a brief introduction to LS-DYNA and a detailed description of the necessary keywords, respective settings and best practice for forming simulations. In particular, the typical forming process steps will be reviewed and the respective simulation setup will be presented in detail. Furthermore, an overview of commonly used material models for forming simulations will be given and the procedure for the creation of two material cards with anisotropic material behavior will be discussed for shell and solid elements. Another focus lies on the critical examination and verification of the simulation results as well as the possible ways to overcome potential problems with alternative approaches and methods. Short workshop examples are repeatedly conducted during the seminar to consolidate the acquired knowledge through practical application directly at the computer. LS-PrePost will be used to setup the forming simulations.

The goal of the seminar is to enable the user to select the correct settings and parameters for successful simulations of sheet metal forming processes with LS-DYNA. The seminar is aimed at both beginners and experienced users in the field of metal forming, who want to learn how to use LS-DYNA in the context of sheet metal forming or who want to deepen their existing knowledge.

Content

- Introduction to LS-DYNA
- Forming-specific settings and features
 - Basic control cards
 - Special control cards
- Adaptive Mesh Refinement:
 - Minimization of discretization errors
 - Proper selection of the parameters
- Contact definitions for forming simulation
- Element types and their properties
- Overview of frequently used material models for sheet metal forming
- Description of material models MAT_036 and MAT_103
- Output Control in LS-DYNA



Courtesy of BMW Group

- Procedure for the simulation of multi-stage forming processes
- Basic control cards for LS-DYNA/Implicit
- Gravity simulation (implicit static or dynamic)
- Forming simulation
- Trimming simulation
- Springback simulation (implicit static)
- Simulation of post forming operations
- Analytical drawbeads



Courtesy of Ford Forschungszentrum Aachen GmbH

Advanced Forming Simulation (day 3)

On the third day, typical procedures for the setup of complex forming simulations are discussed and the creation of the respective input decks is shown with the functionality of LS-PrePost. Moreover, further contact settings are shown which enable the definition of a direction-dependent coefficient of friction as a function of contact pressure, relative velocity and temperature.

The training concludes with recommendations for the simulation setup of the individual process steps with a focus on common mistakes in creating the respective stages and the corresponding troubleshooting procedures.

Content

- Possible procedure for the simulation setup
- Parameterization of input decks and automatic positioning
- Advanced control card settings
- Advanced contact settings
- Recommendations for the individual process stages
- Advanced troubleshooting procedures
- Workshop to create parameterized input decks

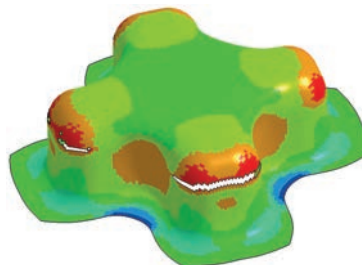
■ APPLIED FORMING SIMULATION WITH ETA/DYNAFORM

This seminar provides an introduction to the simulation of sheet-metal and hydroforming processes with eta/Dynaform and LS-DYNA. All steps required to set up a LS-DYNA forming simulation are covered. The eta/Dynaform program is a special preprocessor for simulation of forming processes with LS-DYNA. Moreover, the program LS-PrePost is presented for postprocessing purposes. The seminar is practice-oriented, with an emphasis on industrial applications. This seminar is suitable for users from the area of metal forming who wish to learn how to use eta/Dynaform and LS-DYNA to simulate sheet-metal forming processes or who wish to deepen existing knowledge.

Content

- Introduction to the simulation of sheet metal forming processes
- Introduction to the software eta/Dynaform
- Preprocessing with eta/Dynaform
 - Meshing of the tool geometry and the blank

- Definition of the blank: Selection of the material model, choosing an element type, setting symmetry boundary conditions
- Definition of the tools: Selection of the contact formulation, defining friction
- Positioning of the tools
- Applying force- and displacement-boundary conditions on the tools
- Definition of draw beads
- Definition of adaptive meshing
- Determination of the sheared blanks
- Trimming of the sheet with eta/Dynaform
- Starting simulations and job control of the LS-DYNA runs
- Multi-stage process definition: Gravity loading analysis, binder closing, drawing simulation
- Forming limit diagram
- Postprocessing with LS-PrePost (thickness distributions, plastic strains, etc.)
- Application examples



Courtesy of LKR - Leichtmetallkompetenzzentrum Ranshofen GmbH / AMAG Rolling GmbH

■ HOT FORMING WITH LS-DYNA

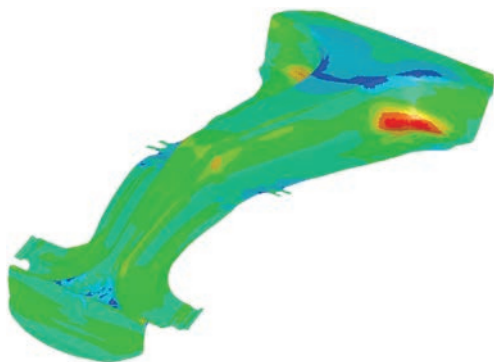
In this seminar, participants are taught the basics of thermal and thermomechanically coupled simulations using LS-DYNA. In addition, the definition and basic forms of heat transfer will be reviewed.

Due to its increasing relevance, special attention will be given to the application of thermal and coupled simulations of hot and cold forming processes. Among other things, the available material models will be described covering

plasticity, viscoplasticity, anisotropy, and structural transformation of steel. Besides the modeling methods of the main physical effects, a focus is placed on illustrating efficient modeling techniques that are adapted to the calculation task at hand.

Content

- Basics of thermal computations
- Linear and nonlinear simulations
- Heat transfer during contact
- Thermomechanical coupling in LS-DYNA
- Material models for coupled calculations
- Temperature-dependent elasticity, viscoplasticity and anisotropy
- Thermomechanically coupled forming simulation
- Incorporate microstructural transformations during hot forming
- Calculation of the cooling or warming of hot forming tools
- Special applications in process simulation
 - Localized heat treatment of aluminum components
 - Heating by welding,
 - Induction heating, etc.



Courtesy of ThyssenKrupp Steel Europe AG

Type:
Seminar
Duration:
2 days
Fee:
1,050 Euro
Lecturers:
Peter Vogel,
DYNAmore
Dates:
26 January
25 July ^{Com)}
07 November

^{Com)} Compact webinar

Online booking:
www.dynamore.de/en/c2223

Compact webinar:
www.dynamore.de/en/c2223-com



Type:
Seminar
Duration:
2 days
Fee:
1,050 Euro
Lecturers:
Dr. Bernd
Hochholdingler,
Dr. Thomas Klöppel,
both DYNAmore
Dates:
24 January
24 October ^{Com)}

^{Com)} Compact webinar

Online booking:
www.dynamore.de/en/c2224

Compact webinar:
www.dynamore.de/en/c2224-com

On-demand seminar:
www.dynamore.de/en/c2205-vs



■ INTRODUCTION TO WELDING SIMULATION WITH LS-DYNA

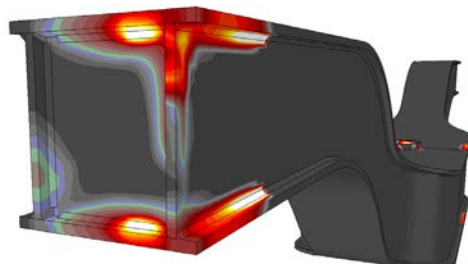
Type: Seminar
 Duration: 1 day
 Fee: 525 Euro
 Lecturers: Dr. Tobias Loose, Dr. Loose GmbH; Dr. Thomas Klöppel, DYNAMore
 Dates: 01 July, 04 October ^{Com}

^{Com}) Compact webinar

Online booking: www.dynamore.de/en/c2225
 Compact webinar: www.dynamore.de/en/c2225-com



LDue to recent developments in LS-DYNA, the complete welding process can be captured. In this regard, the numerical simulation can be performed in several stages where, for instance, the cooling process as well as the associated warping of the structural components can be computed after each welding stage. Moreover, the choice of a suitable material law also allows for the consideration of microstructural transformations in the welding zone itself or in the heat-affected zone. The resulting residual stress states and any remaining plastic strains can then be taken into account both in the next welding stage as well as in a subsequent



Courtesy of Dr. Loose GmbH

usability simulation. With these features at hand, it is possible to virtually represent the entire process chain.

The aim of this seminar is to give the participants a brief introduction to the thermomechanical coupled simulation with LS-DYNA. Herein, the required forms of heat sources and heat transfer for a successful welding simulation will be discussed and their definition in LS-DYNA is shown.

Content

- Introduction
- Material models for welding simulations (*MAT_270)
- Heat source computation with SimWeld
- Interface between SimWeld and LS-DYNA
- Modeling heat sources in LS-DYNA
- Implicit solver settings for welding simulations
- Time step size control
- Mechanical and thermal contact
- Structured organization of an input deck for several welding stages
- Post-processing

In collaboration with Dr. Loose GmbH

■ INTRODUCTION TO SHEET METAL FORMING WITH OPENFORM

Type: Seminar
 Duration: 1 day
 Fee: 525 Euro
 Lecturers: Mitarbeiter von GNS
 Date: 08 July

Online booking: www.dynamore.de/en/c2226

OpenForm is a solver-independent graphical user interface (GUI) designed to aid the generation of input decks for numerical forming simulations as well as to evaluate the numerical results in an intuitive and simple fashion.

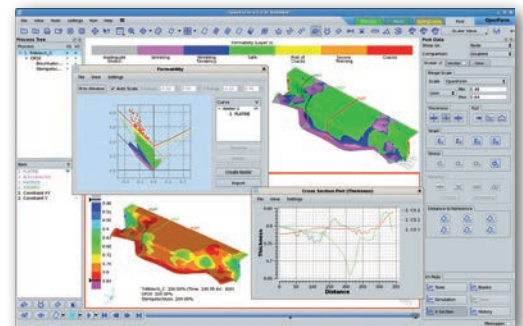
Based on an internal standardized metalanguage, the so-called "OpenForm Process Language" OFPL, the mechanical process to be simulated is described consistently regardless of the required solver-specific numerical parameters. Thus, the forming process described in OpenForm can be used simultaneously with different solvers.

The structure of the forming process is captured hierarchically using graphical templates and then translated and exported in the corresponding solver nomenclature using internal converters of OpenForm.


The basic components of these process templates are formed by "items", which are in turn assembled in process "steps" to ultimately become "operations". For LS-DYNA, there already exist many such templates in OpenForm to deal with cold and hot forming of traditional form blanks as well as tailor rolled (TRB), welded (TWB) or sandwich blanks.

Content

- Concept of OpenForm
 - Preprocessing
 - Generation of a forming process
 - Description of the physical process
 - Creation/Modification of geometric entities
 - Selection of numerical parameters
- Postprocessing
 - Evaluation of the forming results
 - General visualization
 - Special evaluation
 - Comparison with measured data and other results
- Customization of the GUI in OpenForm



OpenForm is a commercial product of GNS.

In collaboration with 

Data Driven Transformation

Becoming a data-driven enterprise with Fujitsu



FUJITSU


intel
Powered by Intel®



www.fujitsu.com/de/ddts

Co-Design

- Define data transformation baseline
- Deliver Business Value



- Create target data architecture
- Protect and secure data

■ INTRODUCTION TO DRAPING SIMULATION WITH LS-DYNA

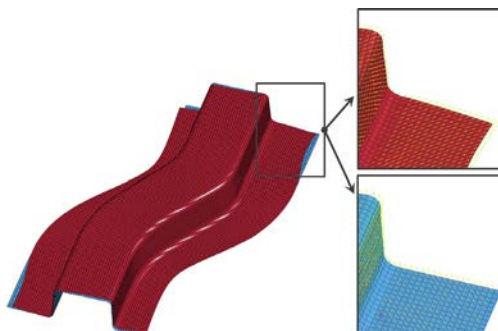
Increasing demands for light-weight structures have made continuous fiber reinforced composite a widely used material in different industries. Due to their typical strongly pronounced anisotropy, the final properties of the parts are dominated by the fiber orientation found in the structure and, thus, by the manufacturing process.

A draping process step defines the fiber orientation in most of the manufacturing processes used today. This particular step includes the forming of a textile that is either dry or only coated by a fluid-like matrix. In order to analyze producability of a part or to predict folds in or the properties of a part in an early stage of the design-process, it is of crucial importance to include the draping in a numerical simulation. Depending on the used matrix material the temperature distribution cannot be neglected in the analysis.

This seminar introduces material models available in LS-DYNA that are tailored for draping and the modeling techniques they are based on. Furthermore, necessary input keyword cards and settings for the process simulation are presented. In particular, the possibilities of a coupled thermal-mechanical simulation are discussed in detail. The results of the draping step need to be transferred to following process stages or the structure analysis in order to close the virtual process chain. In this context, the mapping tool ENVYO is briefly presented.

Content

- Introduction to composite materials
- Explanation of anisotropy and direction definitions
- Material modelling
 - Modeling approaches for UD, NCF and woven fabrics
 - Material models in LS-DYNA
- Process simulation
 - Necessary input cards
 - Contact settings
- Simulation of coupled thermal-mechanical processes
 - Introduction to the thermal solver in LS-DYNA
 - Specifics of a coupled forming simulation
- Closed simulation process chain using ENVYO



Type: Seminar
 Duration: 2 days
 Fee: 1,050 Euro
 Lecturers: Dr. Thomas Klöppel, Christian Liebold, both DYNAMore
 Date: 26 April ^(Com), 06 July, 24 November ^(Com)

^(Com) Compact webinar

Online booking: www.dynamore.de/en/c2227
 Compact webinar: www.dynamore.de/en/c2227-com



■ INFORMATION DAY: WELDING AND HEAT TREATMENT WITH FAWELD AND LS-DYNA

Type:
Information day
Duration:
1/2 day
Fee:
free of charge
Date:
10 March
30 June ²⁾

²⁾ Zurich, Switzerland

Online booking:
www.dynamore.de/en/c2228

POPULAR

Due to the increasing importance of simulations with welding processes and other heat treatments, numerous extensions have been implemented in LS-DYNA. It is now possible to calculate the complete process chain in several stages.

New material models *MAT_CWM and *MAT_GENERAL_PHASE_CHANGE are provided for welding and heat treatment in LS-DYNA which enable both an efficient warpage prediction and a detailed residual stress and structure calculation. LS-DYNA furthermore offers special heat source functions for shells and solids with energy input control and special welding contacts such that all welding processes can be captured.



Courtesy of Dr. Loose GmbH

The preprocessor FabWeld is used to create complex material cards for LS-DYNA. Herein, the import of data from WeldWare, JMatPro or Sysweld is possible as well as a user-defined input.

This information day aims at simulation engineers who want to obtain an overview of the available tools in LS-DYNA, FabWeld and SimWeld that can be used for model building as well as simulation of welding and heat treatment processes.

Content

- Welding simulation and its inclusion in process simulations
- Simulation of special welding methods
 - Spot welding
 - Stud welding
 - Friction welding
 - Friction stir welding
 - Induction straightening
- Heat source computation for MSG welding (interface between SimWeld and LS-DYNA)
- Heat treatment and press hardening
- Further developments in LS-DYNA

In collaboration with Dr. Loose GmbH

■ INFORMATION DAY: FORMING TRENDS IN LS-DYNA AND ETA/DYNAFORM

Type:
Information day
Duration:
1/2 day
Fee:
free of charge
Date:
8 July

Online booking:
www.dynamore.de/en/c2229

The software eta/Dynaform is an effective pre- and postprocessor that has been especially designed for forming simulations. Together with the solver LS-DYNA, it forms a complete package, which fully covers all forming simulation requirements.

Applications, such as determining preliminary sheet metal blanks, generating tool geometries and compensating for springback are covered by the main functions of the software package. Further functions allow for the definition of complete multistep forming processes based on blank positioning under the influence of gravity

right up to simulating springback. Typical output of the simulation include sheet metal thickness distributions, forming forces, the amount and direction of springback or compensated tool geometries as well as the prediction of tear and fold formation.

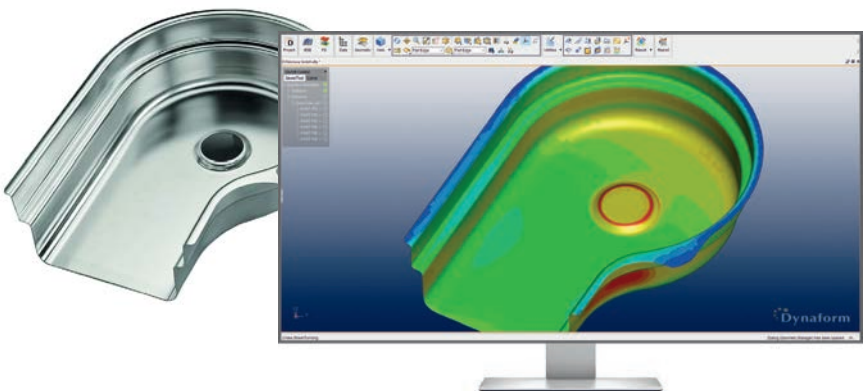
The event addresses interested tool designers and method developers in the field of metal forming who wish to be kept up to date about the latest trends and developments in LS-DYNA and eta/Dynaform.

This information day presents the latest topics concerned with forming simulation using LS-DYNA and eta/Dynaform. Herein, new requirements, new developments and the current possibilities and limits of various concepts will be discussed.

For more information and event schedules sign up for our information mail or visit us on our website www.dynamore.de.

Content

- Integration of forming simulations into the development process
- Process characterization
- Add-ons and pre-simulation
- Trimming and cutting
- Analyzing calculations
- Calculating springback



Images courtesy of Egro Industrial Systems AG

Dynaform[®]


eta

Die System Simulation Solution

FS

Formability Simulation


Deep drawing, line die, progressive die, springback & springback compensation, drawbead optimization



BSE

Blank Size Engineering

Unfold sheet metal geometry, quick formability, nesting and blank cost estimation



BTD


Blank & Trimline Development

Near net shape simulation to accurately predict blank outline and trimlines



Tube Bending & Forming

Die design and simulation of tube bending and tubular hydroforming



D-EVAL

TBF

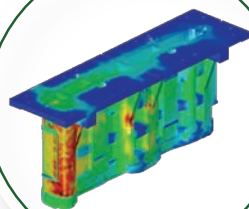
Die Evaluation

Die surface evaluation & modification, trimline and scrap size check



Die System Analysis

Die structure analysis, scrap flow simulation and sheet metal transfer & handling



DSA

Developer:
ETA, Inc.

5445 Corporate Drive, Suite 301,
Troy, MI 48098 U.S.A

+1 248-729-3010  etainfo@eta.com

Europe Master Distributor:
DYNAMore GmbH

Industriestraße 2, D-70565 Stuttgart

+49 (0)711-459600-0  info@dynamore.de

 www.dynamore.de

■ MATERIAL MODELING FOR METALS

Type:
Seminar
Duration:
2 days
Fee:
1,050 Euro
Lecturers:
Dr. Filipe Andrade,
Pierre Glay,
Dr. André Haufe,
Julyen Lacambre,
Dr. Thomas Münz,
all DYNAmore
Dates:
07 February ^{Com)}
23 May ^{Tu)}
23 June
15 September ^{V)}
17 October ^{Com)}
14 November

^{Tu)} Turin, Italy
^{V)} Versailles, France
^{Com)} Compact webinar

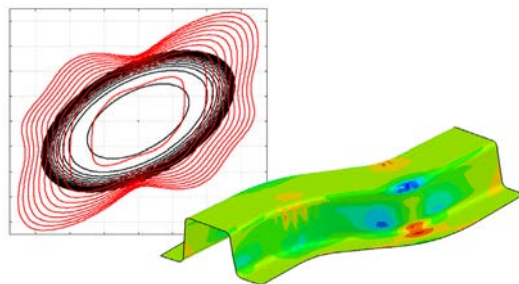
Online booking:
www.dynamore.de/en/
c2230
Compact webinar:
www.dynamore.de/en/
c2230-com
On-demand seminar:
www.dynamore.de/en/
c2206-vs



The aim of this class is to give practical guidelines for the application of the most commonly used material formulations. The focus will be especially on the underlying basic theory as well as on the assumptions made for the corresponding material formulations.

Moreover, besides the practical information about particular input formats and the relevance of special settings, the algorithmic background of the various models will also be highlighted. Finally, diverse applications for the most commonly used metallic material models in LS-DYNA will be illustrated with the help of simple examples.

Prior attendance at the class "Introduction to LS-DYNA" is strongly recommended.



ALSO AVAILABLE
IN FRENCH

Content

- Review of rheological models
- Stress and strain measures
- Concepts of computational plasticity
- Presentation of the von Mises model
- Selection of LS-DYNA material models based on von Mises plasticity
- Description of *MAT_024
- Calibration of isotropic hardening curves
- Discussion on some metallic alloys
- Plasticity with isotropic damage (*MAT_081)
- A material model for transformation induced plasticity alloys (*MAT_113)
- Presentation of a Gurson-based material model in LS-DYNA (*MAT_120)
- A material model with tension-compression asymmetry (*MAT_124)
- A Generalized Yield Surface model for tension/compression/shear asymmetry (*MAT_224_GYS)
- Review of anisotropic concepts (e.g. R-Values)
- Barlat 1989 model in LS-DYNA (*MAT_036)
- Retrieving Tresca's yield criterion in LS-DYNA
- A Hill-based model for transverse anisotropy (*MAT_037)
- The _NLP_FAILURE option
- Barlat 2000 anisotropic model (*MAT_133)
- Aretz 2004 anisotropic model (*MAT_135)
- Short review of kinematic hardening
- A simple plasticity model with mixed hardening (*MAT_003)
- Extension of *MAT_024 to account for mixed hardening (*MAT_225)
- Overview of the mapping capabilities in LS-DYNA

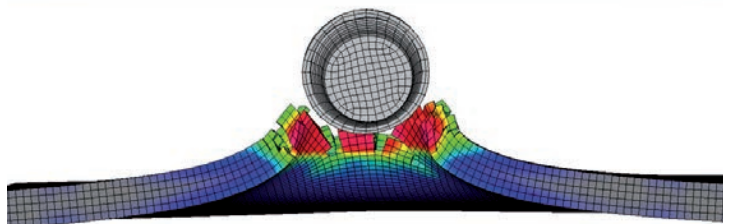

■ DAMAGE AND FAILURE MODELING

This two-day seminar will discuss and clarify issues related to the complex adjustment of material models considering damage and failure. Starting with the design process of the experimental layout, the seminar will embrace everything to the point of actually creating material cards using LS-DYNA, thereby reflecting the entire verification and validation process.

Herein, a detailed explanation of the conversion of experimental data into true Cauchy stresses and logarithmic strains will be given. Moreover, the dependency of deformations on anisotropy and triaxiality will be discussed under inclusion of the complex descriptions of failure.

Of particular interest will be the influence of the model reduction with shell elements and their influence on failure models of, e.g., Wierzbicki, on the basis of Gurson, Johnson-Cook and extended Barlat models.

The influence of the element size dependency on the failure behavior will be presented in the context of strain and energy equivalence. The issues of material stability and softening will be discussed in detail using the Gurson material model. Exercise examples illustrate the theoretical findings.



Courtesy of FVV (Forschungsvereinigung Verbrennungskraftmaschinen e.V.) and Inprosim GmbH

Type:
Seminar
Duration:
2 days
Fee:
1,050 Euro
Lecturers:
Dr. Markus Feucht,
Daimler AG;
Dr. Filipe Andrade,
Dr. André Haufe,
Dr. Mikael Schill,
all DYNAmore
Dates:
17 March ^{Com)}
21 March ^{Tu)}
27 June
17 November
10 November ^{Com)}

^{Tu)} Turin, Italy
^{Com)} Compact webinar

Online booking:
www.dynamore.de/en/
c2231
Compact webinar:
www.dynamore.de/en/
c2231-com





DYNAmore Material Competence Center

MATERIAL DATA UP TO DAMAGE AND FAILURE


The DYNAmore Material Competence Center offers the entire engineering service from a single source. From testing to delivery of a material card calibrated for the specific customer request:

- Complete material characterization for crash and process simulation
- Standardized parameter identification for conventional material models
- Advanced parameter identification for high-end material models including damage and failure behavior
- Verification and validation of material cards based on component tests
- Consulting for material model selection, necessary characterization tests and identification strategy

We are sure that we can also offer an economically interesting solution for your material challenge. Please contact us!

Contact

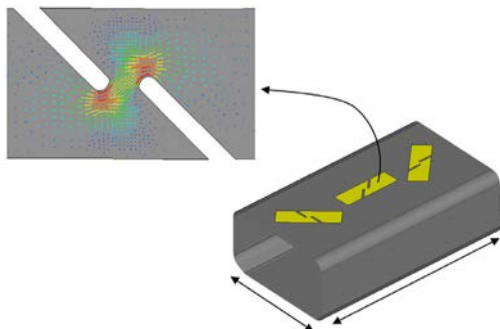
DYNAmore GmbH, Material Competence Center MCC
Kolumbusstrasse 47, 70771 Leinfelden-Echterdingen, Germany
info@dynamore.de, www.dynamore.de/en/mcc



■ ADVANCED DAMAGE MODELING: ORTHOTROPIC MATERIALS

This one-day course is intended for engineers and researchers who already have relevant experience in the area of material damage and failure. Therefore, the main goal of this class is to present the current modeling capabilities of LS-DYNA regarding the simulation of complex degradation phenomena typically observed in materials that are used in industrial applications.

For instance, the use of aluminum extrusions in the automotive industry has significantly increased over the last years, especially due to their low density and excellent energy



absorption under crash loadings. However, such materials exhibit a highly orthotropic behavior both in plasticity and in failure for which an orientation-dependent damage accumulation is necessary for accurate results. Polymers are a further example of materials that, under certain circumstances, require a more advanced treatment of the damage modeling than the typically applied scalar damage models.

In this class some important concepts regarding orthotropic and anisotropic damage are reviewed as well as typical modeling approaches found in literature. Advanced damage models implemented in LS-DYNA are then presented in detail.

In particular, attention is devoted to the modular damage/failure model in *MAT_ADD_GENERALIZED_DAMAGE for which some simple application examples are shown.

Prior attendance at the class "Damage and Failure Modeling" is strongly recommended.

Type:
Seminar
Duration:
1 day
Fee:
525 Euro
Lecturers:
Dr. Filipe Andrade,
Dr. André Haufe,
both DYNAmore
Dates:
14 February ^(Com)
01 July
21 November
05 December ^(Com)

^(Com) Compact webinar

Online booking:
www.dynamore.de/en/
c2232
Compact webinar:
www.dynamore.de/en/
c2232-com



■ PARAMETER IDENTIFICATION WITH LS-OPT


Type:
Seminar
Duration:
1 day
Fee:
525 Euro
Lecturer:
Charlotte Keisser,
Katharina Liebold,
both DYNAMore
Dates:
05 April ^{v)}
19 July
18 October ^{v)}
16 November

^{v)} Versailles, France

Online booking:
www.dynamore.de/en/c2233

ALSO AVAILABLE
IN FRENCH

The use of new materials, such as plastics, composites, foams, fabrics or high-tensile steels demands the application of highly complex material models. These material formulations are generally associated with numerous material parameters. The optimization program LS-OPT is ideally suited for identifying these parameters. In the identification process, an automatic comparison is carried out between the experimental results and the simulation results of LS-DYNA. Thereafter, the error between experiments and simulations is minimized.



In this seminar, a brief introduction to LS-OPT is given with a focus on the application of LS-OPT to determine material parameters. No prior knowledge about optimization or the application of LS-OPT is required.

Content

- The optimization problem for the parameter identification
 - Objective function: minimization of deviations between simulations and experiments (least-squares principle)
 - Constraints
 - Optimization variables
 - Normalization and weighting
- Brief introduction to LS-OPT
- Graphical User Interface (GUI)
- Simultaneous adaptation of several experiments (e.g. tensile, shear and biaxial tests)
- Starting LS-DYNA simulations and job control in LS-OPT
- Analysis and evaluation of optimization results
- Execution of examples

■ MODELING POLYMERS AND ELASTOMERS IN LS-DYNA

Type:
Seminar
Duration:
2 days
Fee:
1,200 Euro
Lecturer:
Prof. Dr. Stefan
Kolling,
TH Mittelhessen
Dates:
16 February ^{com)}
28 March
24 November ^{com)}

^{com)} Compact webinar

Online booking:
www.dynamore.de/en/c2234

Compact webinar:
www.dynamore.de/en/c2234-com

On-demand seminar:
www.dynamore.de/en/c2207-vs



POPULAR

For a variety of industrial applications, polymers (i.e. thermoplastics, foams and rubber materials) have become more and more important. Especially foams are widely used in the automotive industry because of their energy absorbing properties and their beneficial stiffness to density ratio.

Compared to other commonly used materials, such as steel or aluminum, the material behavior of foams is much more complex. Rubber and glue materials are in general nonlinear elastic. Especially for rubber materials, rate-dependency and damage have a great influence on the hysteresis formation. Thus, these properties need to be considered in the constitutive material formulation. Moreover, thermoplastics exhibit a very complex material behavior ranging from viscoelasticity to viscoplasticity with fundamental differences to the properties of metallic materials.

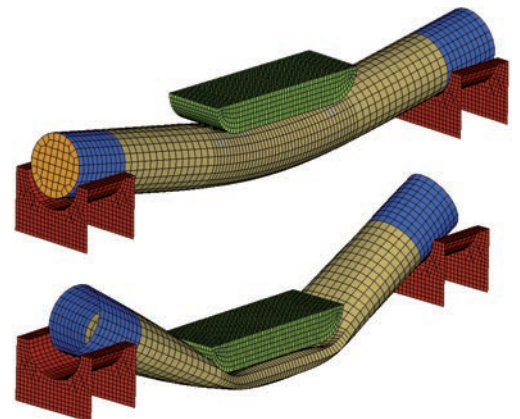
Following this, the reproduction of the material behavior of thermoplastics, foams, glue and rubber materials within a finite element analysis represents a challenging task for the simulation expert. The program LS-DYNA offers its users a wide range of material models that have been developed exclusively for the modeling of these materials. The choice and the application of such special material models requires thorough knowledge of the theoretical as well as the numerical background.

The goal of this seminar is to provide an overview of the available material models for thermoplastics, foams, rubbers and glues in LS-DYNA and to give guidance to apply them properly. Additionally, their practical usage will be discussed and the theoretical background of these models will be presented. The topics of parameter identification, experimental set-up and evaluation of experimental results will also be addressed. Small example problems will illustrate various application cases of the material

models implemented in LS-DYNA.

Content

- Presentation of various applications
- Discussion of the material behavior of polymers
- Foams:
reversible, crushable and semi-crushable foams; appropriate material models; preparation of test results
- Rubber materials:
quasi-static and dynamic behavior; incompressibility; experimental set-up; data preparation; parameter identification
- Glue materials:
structural glue, installation glue, screen glue; modeling of glue lines; material behavior and material modeling of glue; experiments for the evaluation of material parameters
- Thermoplastics:
material models for small and large deformations; experimental set-up, data preparation; validation and verification



Courtesy of Dow Deutschland Anlagengesellschaft mbH



material testing, cards and services

validated material cards ready to use
for your crash-simulation

BASIC



STD



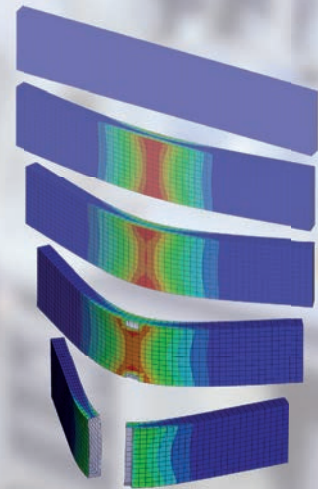
PRO L



PRO



- LS-DYNA
- PAM-CRASH
- Abaqus



all new material packages specialized for polymers...

isoP

thermoplastics

frP

fiber reinforced

comP



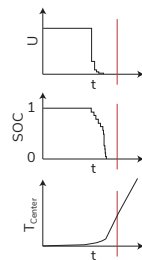
composites

foam

foams

battery testing and simulation

surface temperature



- testing and identification of battery cells
- generation of multiphysical battery models
 - mechanical and thermal properties
 - electrical properties (e.g. Randle's circuit)
 - simulation of internal short circuit and exothermic reaction (thermal runaway)

I N P H Y S I C S W E T R U S T

■ SIMULATION OF SHORT FIBER REINFORCED POLYMERS

Type:
Seminar
Duration:
1 day
Fee:
525 Euro
Lecturers:
Dr. Thomas Klöppel,
Christian Liebold,
both DYNAmore
Dates:
26 April ^{G)}
04 May
20 June ^{Tu)}
20 October

^{G)} Gothenburg, Sweden
^{Tu)} Turin, Italy

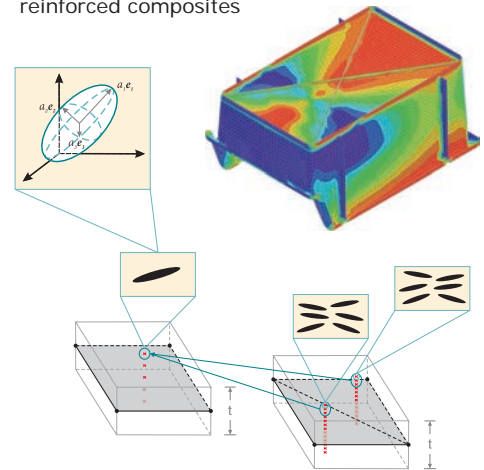
Online booking:
www.dynamore.de/en/c2235

Besides standard plastic materials, more and more short and long fiber reinforced plastic materials are used to manufacture automotive components, aircraft parts, sports equipment and standard household appliances. Since the local properties of this group of materials are highly dependent on the production process, not only are new material models necessary, which allow for the consideration of the complex load bearing capabilities and damage mechanisms of these materials properly, but also new modeling techniques which allow for the closure of the simulation process chain for these materials. Short fiber reinforced composite components are usually manufactured using an injection or compaction process. Thereby, carbon or glass fibers with a length of approximately 0.1 mm to 1.0 mm are brought into final shape together with a resin material. Strong local anisotropies in such material lead to complex structural mechanic effects which need to be captured within the simulation. In this course material models available in LS-DYNA are introduced and discussed.

As the consideration of the manufacturing process of such components plays an important role to be predictive in the structural analysis, different ways to consider results from other software tools used for the process simulation will be introduced. The simulation process chain is closed for this specific group of materials using the software tool ENVYO. Thereby, several homogenization strategies and the respective input parameters will be discussed and illustrated in application examples.

Contents

- Introduction to composite materials
- Anisotropy and definition of directions
- Material modeling
 - Material models for short fiber reinforced composites in LS-DYNA
 - Failure criteria established by Tsai-Hill, Tsai-Wu and *MAT_GENERALIZED_DAMAGE
- Evaluation of process simulation results, especially injection molding
- Homogenization strategies
 - Mori-Tanaka, self-consistent method
 - Closure-Approximations
- Introduction into ENVYO to close the simulation process chain for short fiber reinforced composites



■ SIMULATION OF CONTINUOUS FIBER REINFORCED POLYMERS

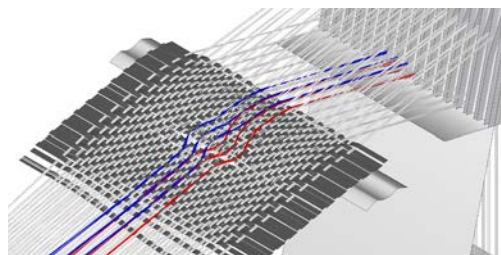
Type:
Seminar
Duration:
2 days
Fee:
1,050 Euro
Lecturers:
Dr. Thomas Klöppel,
Christian Liebold,
both DYNAmore
Dates:
17 January ^{Com)}
27 April ^{G)}
02 May
21 June ^{Tu)}
18 October
16 November ^{Com)}

^{G)} Gothenburg, Sweden
^{Tu)} Turin, Italy
^{Com)} Compact webinar

Online booking:
www.dynamore.de/en/c2236
Compact webinar:
www.dynamore.de/en/c2236-com
On-demand seminar:
www.dynamore.de/en/c2209-vs

Increasing requirements on resistance and durability in conjunction with weight reduction have advanced the development of composite materials very strongly within the last decades. Composites are no longer only used for special applications or subordinate components, but increasingly for components in volume production. Hence, concepts are in demand to capture the complex mechanisms of load transfer and failure within numerical simulations.

A very important subgroup of "composites" consists of long fiber reinforced composite materials. They typically consist of high-strength carbon or glass fibers which are unidirectionally embedded in thin layers of an epoxy resin matrix.



Courtesy of
Deutsches Institute für Textil- und Faserforschung

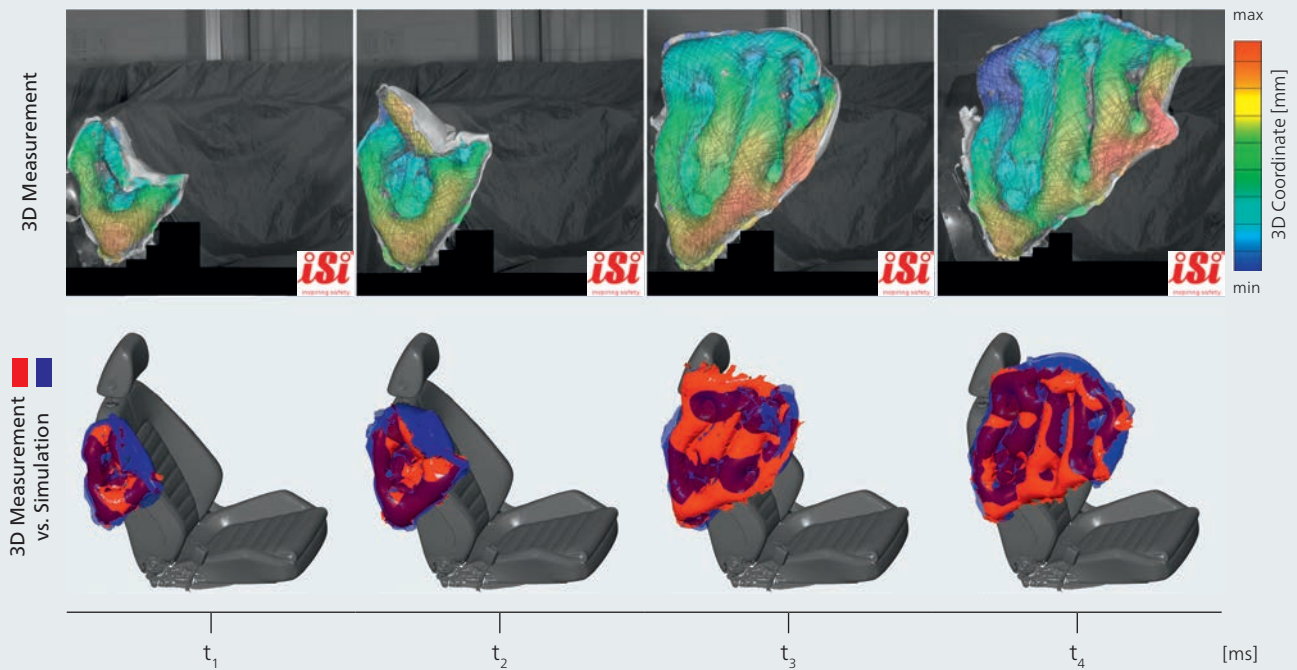
This seminar gives an overview on potential modeling techniques of this subgroup. The strong anisotropy of these composite structures leads to a complex mechanical behavior which has to be captured in the simulation. Therefore, the available material models in LS-DYNA are introduced and discussed in-depth. Some of these models are implemented and co-developed with the support of DYNAmore employees. Furthermore, different methods of modeling the phenomena of delamination are shown. The applicability and limits are demonstrated by means of small numerical examples.

Content

- Introduction to composite materials
- Laminate theory
- Structure modeling and model assumptions
- Material modeling
 - Discussion of existing material models in LS-DYNA
 - Failure criteria of Chang-Chang, Tsai-Wu and Hashin
- Modeling of delamination
 - Cohesive-elements and tiebreak contact
- General effects by means of examples
- Visualization of simulation results with LS-PrePost



3D measurement data for the complete simulation process From tensile test to model validation

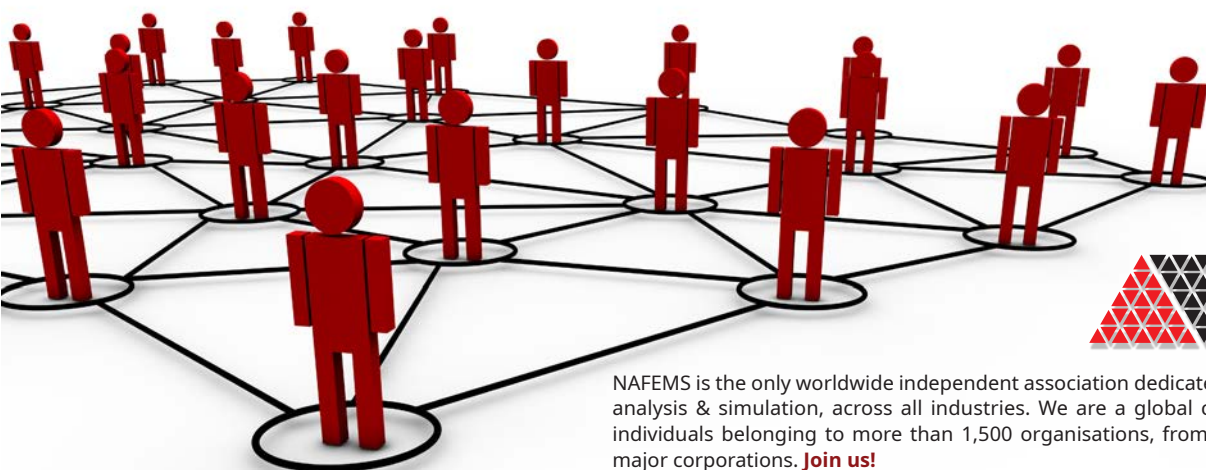


Simulation comparison, optimization and model validation
 Highspeed 3D surface measurement and component testing
 Analysis of the unfolding process: 3D displacements, velocities, strains
 Optimization of the airbag behavior

GOM Correlate Pro:
 Direct interface
 to LS-OPT



If you work with engineering simulation, you should be part of NAFEMS.



NAFEMS is the only worldwide independent association dedicated to engineering modelling, analysis & simulation, across all industries. We are a global community of nearly 25,000 individuals belonging to more than 1,500 organisations, from engineering consultants to major corporations. **Join us!**

www.nafems.org

■ CONCRETE AND GEOMATERIAL MODELING WITH LS-DYNA

Type:
Seminar
Duration:
2 days
Fee:
1,200 Euro
Lecturer:
Dr. Len Schwer,
Schwer Engineering
& Consulting Services
Date:
29 September

Online booking:
www.dynamore.de/en/c2237

Constitutive models for concrete and geomaterials (rock and soil) are typically based on the same mathematical plasticity theory framework used to model common metals. However, the constitutive behavior of concrete and geomaterials differs from that of metals in three important ways:

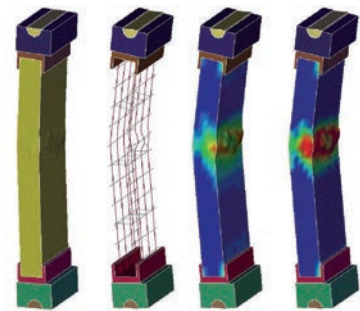
1. They are (relatively) highly compressible, i.e., pressure-volume response
2. Their yield strengths depend on the mean stress (pressure), i.e. frictional response
3. Their tensile strengths are small compared to their compressive strengths.

These basic differences give rise to interesting aspects of constitutive modeling that engineers trained in classical metal plasticity may not be familiar with. The course starts from the common ground of introductory metal plasticity constitutive modeling and successively builds on this base adding the constitutive modeling features necessary to model concrete and geomaterials. The LS-DYNA constitutive models covered are adequate for modeling most types of rock, all concretes, and a large class of soils. The course is intended for those that are new to concrete & geomaterial constitutive modeling, but will also be useful to those seeking a more in-depth explanation of the LS-DYNA concrete and geomaterial constitutive models covered.

A significant portion of the course is devoted to understanding the types of laboratory tests and data that are available to characterize concrete and geomaterials. Unlike most metals, whose strength is characterized by a single value obtained

from a simple uniaxial stress test, concrete and geomaterial characterization requires a matrix of laboratory tests. A knowledge of how these tests are performed, the form and format, of typical laboratory test data, and the interpretation of the data for use with a concrete or geomaterial constitutive model is essential to becoming a successful concrete & geomaterial modeler.

The basic mathematics of the LS-DYNA concrete and geomaterials constitutive models are covered with an emphasis on how the mathematics can aid the modeler in fitting constitutive models to the available laboratory data. The mechanics of the constitutive model are emphasized to provide the modeler with the insights necessary to easily separate cause and effect in these complicated constitutive models. Exercises in fitting the LS-DYNA concrete and geomaterial constitutive models to typical laboratory data are used to illustrate the data and the constitutive models.



Courtesy of Schwer Engineering

■ SIMULATION OF THERMOPLASTICS WITH LS-DYNA

Type:
Seminar
Duration:
1 day
Fee:
525 Euro
Lecturer:
Dr. Martin Helbig,
DYNAmore
Dates:
12 June ^{Com}
23 June ^{Com}
12 September


^{Com}) Compact webinar

Online booking:
www.dynamore.de/en/c2238
Compact webinar:
www.dynamore.de/en/c2238-com



This one-day course is aimed at LS-DYNA users who are involved in the practical modelling of thermoplastic polymers. After a short theoretical introduction to the mechanical behaviour of thermoplastics, the tests that are necessary to identify the parameters of various constitutive models will be shown. The evaluation of experiments for material characterization will be discussed in detail and how to generate material cards from the experimental data will be shown.

The focus is set on phenomenological constitutive models where the range of applicability is explained in detail. The application of the discussed models is demonstrated by exercises.



Content

- Mechanical behavior of polymer materials
 - Non-reversible deformations
 - Damage mechanisms of thermoplastics
- Continuum Mechanical Basics
 - Deformation measures
 - Volumetric expansion
 - Plastic transverse contraction
 - Strain and stress measures
- Experimental characterization of unreinforced and reinforced thermoplastics
 - Based on tensile tests
 - Based on bending tests
- Modeling
 - Isochoric constitutive behaviour with von Mises plasticity (*MAT_024)
 - Visco-plastic constitutive behaviour with *MAT_024
 - Different flow behavior in tensile and compressive loading: *MAT_124 and *MAT_187 (SAMP-1)
 - Thermoplastics with increasing macroscopic volume with SAMP-1 (*MAT_187)
 - Fiber-reinforced thermoplastics with anisotropic elastic and plastic deformation behavior (*MAT_157)
 - Damage modeling of thermoplastics with *MAT_ADD_EROSION (GISSMO)

Unmatched testing
excellence.

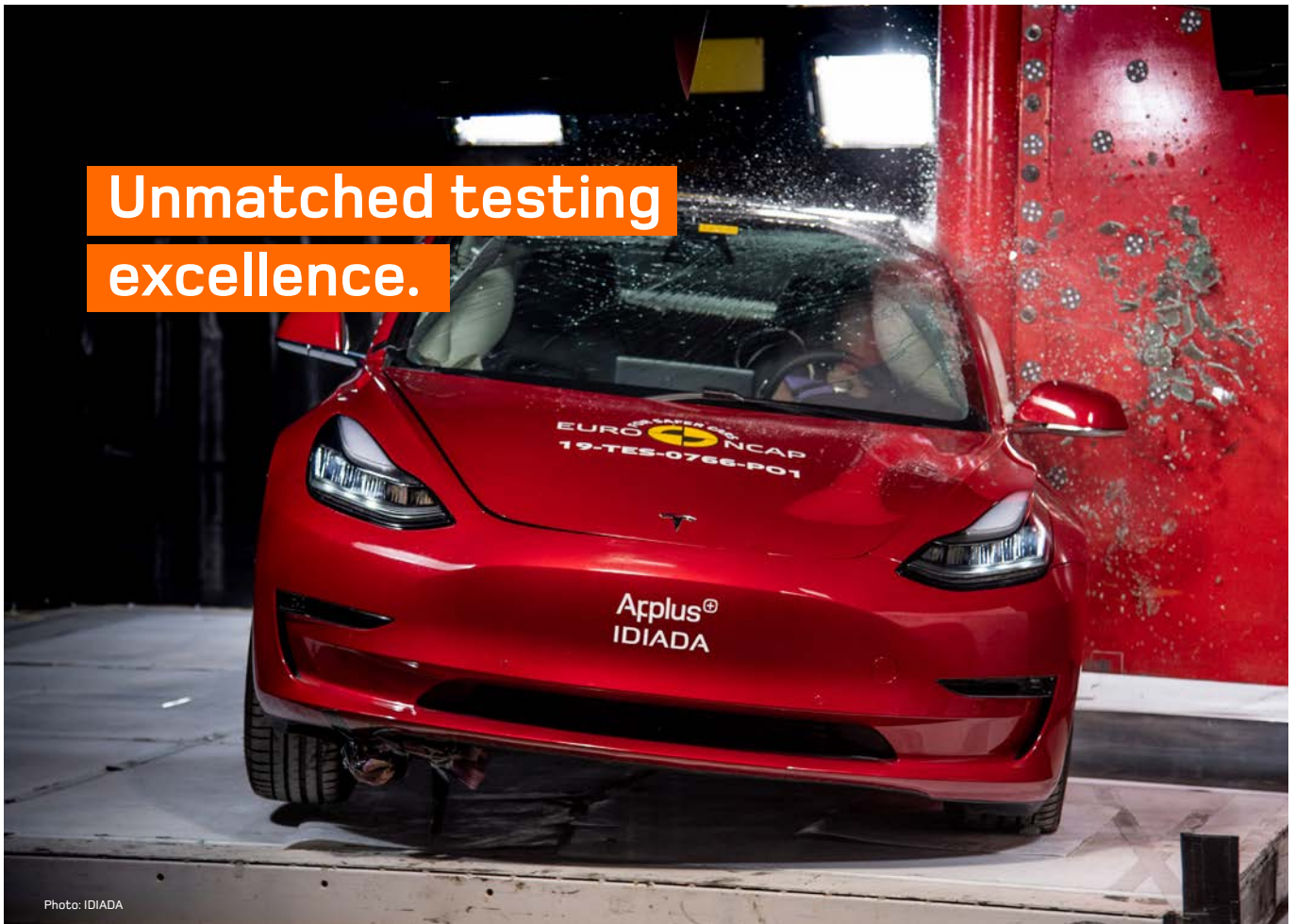


Photo: IDIADA



Applus DatapointLabs + Applus IDIADA: we've got strength in our numbers

Seamless collaboration delivers state of the art robust and reliable material cards ready for full vehicle crash simulations.

TestPaks® for GISSMO and SAMP-1:

- G-776I LS-DYNA MAT_024+GISSMO shell element failure model for metals
- G-778I LS-DYNA SAMP+GISSMO shell element failure model for ductile plastics (MAT_187+GISSMO)

See our online Test Catalog for the complete range of TestPaks and CAE Modeler for LS-DYNA.



Von Mises

Applus⁺
DatapointLabs

Please contact us for more information:

www.datapointlabs.com

mail@datapointlabs.com

Tel: +1-607-266-0405 | EU: +353 86 898 0355

Now in our new, expanded facilities to offer higher testing capacities to our clients worldwide

■ USER MATERIALS IN LS-DYNA

Type: Seminar
 Duration: 1/2 day
 Fee: 300 Euro
 Lecturer: Dr. Tobias Erhart, DYNAmore
 Dates: 25 March ^{Com)}, 29 April, 19 October ^{Com)}, 25 November

^{Com)} Compact webinar


Online booking: www.dynamore.de/en/c2239
 Compact webinar: www.dynamore.de/en/c2239-com
 On-demand seminar: www.dynamore.de/en/c2208-vs



LS-DYNA offers the possibility to implement custom material models into the code of the program. In this regard, the user-developed material routines will be compiled and linked with the corresponding LS-DYNA object-files. The seminar aims at users from industrial as well as academic research facilities who would like to integrate their own material models in LS-DYNA and are interested in discussing their experience with the implementation in a wider circle of users.

Content

- Demonstration of the development procedure
 - Recommended compiler and compiler options
 - Potential additionally required libraries
- Access to data structures
- Implementation of a custom material routine in LS-DYNA
- On request, your custom models can be discussed and edited during the seminar



Courtesy of Institut für Verbundwerkstoffe GmbH

■ INFORMATION DAY: COMPOSITE ANALYSIS WITH LS-DYNA

Type: Information day
 Duration: 1/2 day
 Fee: free of charge
 Lecturers: e-Xstream and DYNAmore staff member
 Date: 02 June

Online booking: www.dynamore.de/en/c2240

Due to the increasing importance of lightweight construction, where the aim is not only to economize on weight but also to improve rigidity and strength, the use of composite materials has increased dramatically over recent years. If considerations are made regarding the use of such materials for crash-relevant components, the requirements of simulation tools increase enormously - especially in automotive construction. As a consequence, numerous enhancements have been implemented in LS-DYNA.


The aim of this information day is to inform participants about the state of the art in simulating composite materials. In particular, an overview of existing options in LS-DYNA for simulating composite materials is given and current developments will also be discussed. A further focus will be on the presentation of the software DIGIMAT, which allows

for the analysis of the microstructure of composite materials. The possibility of coupling DIGIMAT with LS-DYNA will also be addressed.

Content

- Overview of techniques to model composite materials in LS-DYNA
- Insight into the latest developments in LS-DYNA regarding composite materials (material formulations, elements, delamination mechanisms)
- Visualization of simulation results
- Overview of the application of DIGIMAT for composite materials
- Coupling DIGIMAT with LS-DYNA

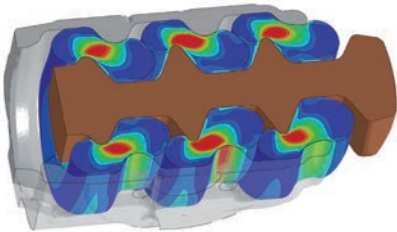
In collaboration with



■ IMPLICIT ANALYSIS WITH LS-DYNA

In recent years, the simulation possibilities in LS-DYNA using implicit time integration have been enhanced extensively. The main areas of application for implicit analyses include linear and nonlinear static computations, natural frequency analyses, springback, lengthy transient simulations, systems with preload, etc. The aim of the seminar is to give participants an overview of the possibilities and limits of implicit simulations using LS-DYNA. In particular, attention will be devoted to the required input cards for such simulations.

The seminar is recommended for engineers intending to use LS-DYNA to carry out implicit simulations. In addition, experienced “explicit users” learn about what to bear in mind when converting explicit into implicit input decks. Examples will be given during the seminar to illustrate the functionality of the implicit options.



Courtesy of Dellner Couplers AB

Content

- Differences between explicit and implicit: theory, application, examples
- Input syntax for implicit control cards
- Linear static analysis: options, linear elements, boundary constraints, direct/iterative solvers, accuracy
- Dynamic analysis: Newmark method, input parameters, lumped/consistent mass matrix
- Nonlinear analysis: solution methods (Newton, BFGS, arclength), convergence, tolerances, output, automatic step size strategy
- Eigenvalue analysis: options, modeling aspects, intermittent output
- Modal analysis, linear buckling
- Frequency response function
- Switching: implicit/explicit, explicit/implicit
- Element types for implicit: linear and nonlinear elements
- Material models for implicit analyses
- Contact types for implicit: options, Mortar contact
- Troubleshooting convergence problems
- Summary with checklist of most important settings for implicit calculations

Basic knowledge of LS-DYNA or prior attendance at the seminar “Introduction to LS-DYNA” is recommended.

ALSO AVAILABLE IN FRENCH

Type: Seminar
 Duration: 2 days
 Fee: 1,050 Euro
 Lecturers: Pierre Glay, Dr. Maik Schenke, Dr. Christoph Schmied, all DYNAmore
 Dates: 24 January ^{Com}, 10 March ^v, 23 May, 13 June ^{Com}, 26 September, 27 October ^{Com}, 21 November ^v

^v Versailles, France
^{Com} Compact webinar

Online booking: www.dynamore.de/en/c2241
 Compact webinar: www.dynamore.de/en/c2241-com
 On-demand seminar: www.dynamore.de/en/c2210-vs



■ NVH, FREQUENCY DOMAIN ANALYSIS AND FATIGUE WITH LS-DYNA

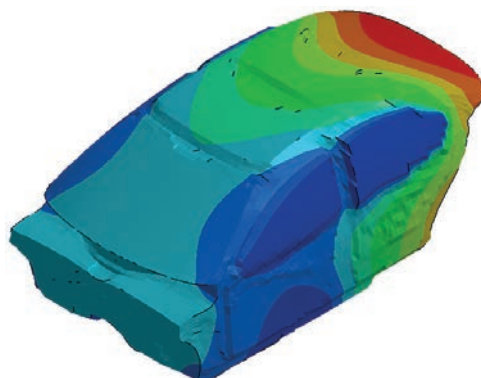
The objective of the training course is to introduce the frequency domain vibration, fatigue and acoustic features of LS-DYNA to users, and give a detailed look at the application of these features in vehicle NVH simulation.

This course is recommended for engineers who want to run NVH or other frequency domain vibration, fatigue and acoustic simulation problems with LS-DYNA. This course is useful for engineers and researchers who are working in the area of vehicle NVH, aircraft/spacecraft vibro-acoustics, engine noise simulation, machine vibration testing and simulation, etc.

Content

- Introduction
 NVH theory and lab testing technology, overview of LS-DYNA frequency domain features and applications, frequency domain vs. time domain, Fourier transforms
- Frequency Response Function (FRF)
 Modal superposition method, damping, nodal force/resultant force FRF
- Steady State Dynamics (SSD) with harmonic loading
- Large mass method for enforced motion, Equivalent Radiated Power (ERP), mode expansion with LS-PrePost
- Random vibration with PSD loading
 Correlated and uncorrelated multiple PSD excitations, acoustic wave, pre-stress condition

- Acoustics
 Rayleigh method, Kirchhoff method, BEM, FEM, acoustic panel contribution analysis, vibro-acoustic problems, Muffler transmission loss analysis, ATV and MATV techniques, acoustic eigenvalue analysis, incident waves, half-space problem, weighted SPL, radiated sound power
- Response spectrum analysis
 Input earthquake spectrum, modal combination methods (SRSS, CQC, etc.), multi input spectra
- Fatigue
 Fatigue analysis in harmonic/random vibration environment, Miner’s rule, S-N curves, Dirlik method
- Advanced topics
 SEA (Statistical Energy Analysis), brake squeal analysis; NVH based on IGA
- Workshop



Type: Seminar
 Duration: 1 day
 Fee: 600 Euro
 Lecturer: Dr. Yun Huang, Ansys/LST
 Dates: 04 May ^{Com}, 13 October ^B

^B Bamberg
^{Com} Compact webinar

Online booking: www.dynamore.de/en/c2242
 Compact webinar: www.dynamore.de/en/c2242-com



■ FROM EXPLICIT TO IMPLICIT SIMULATION MODELS IN LS-DYNA

Type:
Seminar
Duration:
2 days
Fee:
1,050 Euro
Lecturer:
Dr. Anders Jonsson,
Dr. Christoph Schmied,
both DYNAmore
Dates:
20 June
22 November ^{Com)}

^{Com)} Compact webinar

Online booking:
www.dynamore.de/en/c2243
Compact webinar:
www.dynamore.de/en/c2243-com



Product development today means satisfying requirements within a variety of fields like crash safety, durability and sound comfort for a passenger car. In a CAE-driven development process, this puts high demands on the multi-disciplinary capabilities of analysis tools. The one-code strategy of LS-DYNA provides a complete solution for these demands, making it possible to use the same analysis model for many different load cases, from large-deformation rapid events like drop test and crash analyses to non-linear quasi-static analyses, and linear dynamics in the frequency domain.

Many possibilities exist to reuse the same models developed for rapid events and explicit time integration for non-linear quasi-static analyses and linear statics with only minor modifications. Many users could benefit from taking advantage of these.

This course addresses the conversion of an existing explicit LS-DYNA model to an implicit version of it. In detail, it focuses on how to set up non-linear implicit analyses in LS-DYNA starting from explicit (crash-worthiness-type) models. It is a hands-on course with many workshop examples, ranging from basic set-up of linear stiffness analyses to more involved non-linear sub-system analyses.

Practical troubleshooting tips and guidance on how to avoid many common pitfalls are also given.

No previous knowledge of implicit analyses in LS-DYNA is required, as the course starts out on a basic level in this field, but basic knowledge of LS-DYNA or prior attendance at the seminar „Introduction to LS-DYNA“ is recommended.

Content

- Basic set-up using control card templates
- Contacts
- Multiple load steps
- Elements and materials for implicit analyses
- Advanced set-up: possible control card modifications
- Troubleshooting convergence issues
- Conversion examples



■ SMOOTHED PARTICLE HYDRODYNAMICS (SPH) IN LS-DYNA

Type:
Seminar
Duration:
2 days
Fee:
1,200 Euro
Lecturer:
Prof. Mhamed Souli,
University of Lille
Dates:
10 March
29 June ^{v)}
21 September

^{v)} Versailles, France

Online booking:
www.dynamore.de/en/c2244

Attendees of this seminar will be introduced to the theoretical basics of the meshless method “Smoothed Particle Hydrodynamics” (SPH) and receive guidance for its practical application in LS-DYNA. The seminar will thoroughly illustrate the necessary configurations in the LS-DYNA input deck to realize a successful nonlinear SPH simulation and will furthermore clarify the differences to conventional FEM. Due to the true meshless nature of SPH, the method is perfectly suitable in situations with very large deformations. Typical applications of SPH in LS-DYNA include impact simulations of fluids or solids or other scenarios where it is essential to capture the momentum exchange accurately.

Attendees will learn the application of the SPH with the aid of many workshop examples.


The course instructor Prof. Mhamed Soul of the University of Lille is a long-term software developer at Ansys / LST and is frequently implementing new features for the methods ALE and SPH in LS-DYNA. This seminar is geared towards engineers who have already worked with LS-DYNA and would like to use SPH as a meshless method.

Content

- Introduction
- General possibilities/applications
- Development and classification of the method
- Principal idea of the SPH method
 - Particle approximation of field functions
 - Characteristic length scales
 - Renormalization
 - Tension instability and possible countermeasures
 - Available formulations
 - Comparison of SPH with FEM
- Symmetry boundary conditions
- Contact modeling
 - SPH to FEM
 - SPH to SPH
 - SPH to DEM
- Conversion of finite elements to SPH at failure
- Input parameters
 - Control settings
 - Output settings
- Pre- and postprocessing with LS-PrePost
- Sample applications



ALSO AVAILABLE
IN FRENCH



Explore the unlimited possibilities of HPC in the cloud: agile, intelligent, compliant

Visit us at:
www.rescale.com

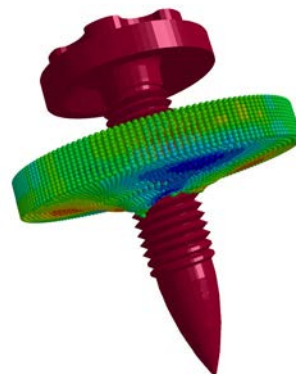
■ INTRODUCTION TO SMOOTHED PARTICLE GALERKIN METHOD FOR MANUFACTURING AND MATERIAL-FAILURE ANALYSIS

This one-day class will introduce the Smoothed Particle Galerkin (SPG) method and its application in manufacturing and material failure analysis. The SPG method is developed for modeling large deformation and material failure in semi-brittle and ductile materials in three-dimensional solid structures, in which a bond-based failure mechanism is utilized to model material failure. This method can be used to bridge the Lagrangian FEM and is exclusively available in LS-DYNA. The class will provide the fundamental background, LS-DYNA keywords, practical applications (in analyzing relatively low speed manufacturing processes such as metal cutting, FDS, SPR and high velocity impact penetration on concrete and metal targets) with some experimental validations and latest developments.

Content

- Overview and introduction
 - Overview of LS-DYNA meshfree methods:
 - General features, capability and applicability of different meshfree kernels
 - Introduction to LS-DYNA SPG method
 - Motivation, fundamentals, keywords
 - Examples of SPG in non-failure analysis
 - Elastic wave propagation & Taylor impact
- SPG for ductile failure analysis in manufacturing processes
 - Input deck for SPG failure analysis:
 - Control cards, SPG parameter cards, contact cards, material cards
 - SPG bond failure mechanism
 - Applications of SPG in destructive manufacturing analysis

- Metal cutting, machining, riveting, friction drilling, FDS
- Convergence study and sensitivity study to SPG parameters
- SPG for impact penetration and fragmentation analysis
 - LS-DYNA keywords for SPG analysis of impact and fragmentation phenomena
 - Control cards, SPG parameter cards, contact cards, material cards
 - SPG self-contact algorithm to prevent material fusion and self-penetration
 - Numerical simulations of impact penetration and fragmentation processes
 - Penetration and perforation of metal targets
 - Perforation of multi-layered targets
 - Penetration and perforation of concrete targets
 - Convergence study and sensitivity study to SPG parameters



Type: Seminar
 Duration: 1 day
 Fee: 600 Euro
 Lecturers: Dr. Cheng-Tang Wu, Ansys/LST
 Dates: 20 June ^{Com}
 13 October ^{B)}

^{B)} Bamberg
^{Com}) Compact webinar

Online booking:
www.dynamore.de/en/c2245
 Compact webinar:
www.dynamore.de/en/c2245-com



■ INTRODUCTION TO EFG

Type:
Webinar
Duration:
1 days
Fee:
400,- Euro
Lecturers:
Dr. Maik Schenke,
DYNAmore
Dates:
28 April
28 November ^(com)

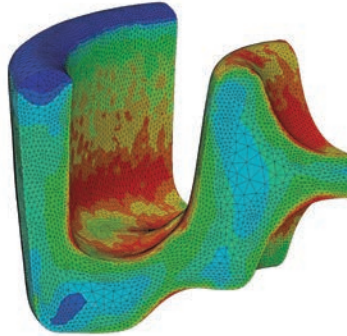
^(com) Compact webinar

Online booking:
www.dynamore.de/en/c2246
Compact webinar:
www.dynamore.de/en/c2246-com



Structural deformations usually occur when particularly soft materials like rubber or foam are subjected to stress, or when metals are massively formed, such as during forging or extrusion. Their simulation requires numerical calculation methods that are superior to conventional methods. One of these methods is the Element Free Galerkin (EFG) method.

The participants of this seminar receive an introduction to the theoretical basics and background of the EFG method. Furthermore, the



required settings in the LS-DYNA input deck, which are required for the realization of a successful nonlinear EFG simulation, will be discussed in detail.

Especially, the new possibilities of local adaptivity in combination with implicit time integration and coupling to thermal analysis will be addressed. Additionally, the possibilities of fracture simulations using discontinuous EFG formulation will be discussed. The course includes practical exercises to deepen the basics.

Content

- Introduction to the EFG method
- Comparison of EFG to SPH and FEM
- Overview of keywords
- Global and local adaptivity in EFG
- Exercises
- Applications possibilities

■ DISCRETE ELEMENT METHOD (DEM) IN LS-DYNA

Type:
Seminar
Duration:
1 days
Fee:
525 Euro
Lecturers:
Dr. Nils Karajan,
Dr. Maik Schenke,
both DYNAmore
Dates:
01 June ^(com)
29 September

^(com) Compact webinar

Online booking:
www.dynamore.de/en/c2247
Compact webinar:
www.dynamore.de/en/c2247-com



The discrete element method (DEM) is usually applied to predict the behavior of different types of granular media during mixing processes, storage and discharge or transportation on belts. Herein, the interaction of the spherical particles with themselves as well as their surrounding deformable or rigid structures can be taken into account. Friction coefficients as well as spring and damper constants can be defined in normal and tangential direction. Wet particles can be estimated with the aid of a capillary force model and a certain roughness of the spherical particles can be achieved by introducing a rolling friction.

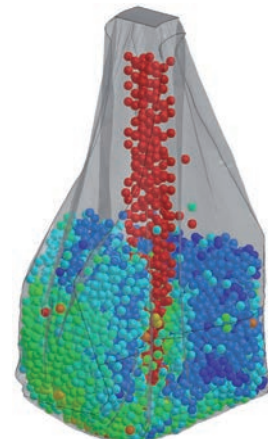
A continuum-mechanical description can be obtained with the introduction of "bonds" between the particles. Herein, the required mechanical behavior of the bonds is automatically computed by LS-DYNA using the parameters given in the material card. With the definition of a fracture energy release rate of the bonds, fracture mechanics of brittle materials can be studied.

Attendees of this seminar will obtain an overview of the involved material cards of a successful DEM simulation. For a better understanding of

the involved parameters, simple examples will be presented addressing particle-particle as well as particle-structure interaction. Finally, the associated experiments will be discussed that are needed to determine the involved parameters.

Content

- Introduction to granular materials
- Involved keywords and their options
- Setting up DEM simulations with deformable/ rigid structures
- Physical meaning of the parameters and their experimental determination
- Practice examples



■ ALE AND FLUID-STRUCTURE-INTERACTION IN LS-DYNA

In this seminar, you will receive comprehensive information about the latest developments in LS-DYNA to analyze fluids and, in particular, the fluid-structure interaction using its Arbitrary Lagrangean Eulerian (ALE) capabilities. Attendees will learn about the theoretical background, how fluids are implemented in LS-DYNA using ALE, and will gain a deeper understanding of these concepts with the aid of many hands-on examples.

The seminar is directed towards advanced LS-DYNA users, who would like to solve problems in the fields of aquaplaning, tank sloshing, tank dropping (partially and completely filled), bird strike, viscous flow, ship collision, underwater explosion and acoustics in air and water. Prior knowledge of fluid dynamics is not required.

The course instructor Prof. Mhamed Souli of the University of Lille is a longtime program developer at Ansys / LST who implements new features for ALE/SPH in LS-DYNA.

Content

- Basic theoretical background
 - Navier-Stokes equation
 - Mass- and energy balance
- Selection of material models
- Selection of equations of state
- Discretization and numerical Solution
 - Lagrangean formulation
 - Eulerian formulation
 - ALE formulation

- Moving Eulerian mesh
- Operator-Split method
- Advection schemes
- Algorithms for mesh smoothing
- Multi-material ALE
 - Pressure relaxation based on volume fractions
 - Interface reconstruction
- Fluid-structure interaction
 - Constraint method
 - Penalty method
 - Leakage and methods to avoid it
- Vibro-Acoustic
- Explosions
- Practice examples



Courtesy of Hankook Tire Co.

ALSO AVAILABLE
IN FRENCH

■ ICFD - INCOMPRESSIBLE FLUID SOLVER IN LS-DYNA

This course provides an introduction to the incompressible fluid solver (ICFD) in LS-DYNA. It focuses on the solution of CFD problems, where the incompressibility constraint may be applied, e. g. ground vehicle, aerodynamics, hemodynamics, free-surface problems, ship hydrodynamics, etc. The solver may run as a stand-alone CFD solver, where only fluid dynamics effects are studied, or it can be coupled to the solid mechanics solver to study loosely or strongly coupled fluid-structure interaction (FSI) problems.


The first day of the course includes a presentation of the general principles and applications of the solver, a step by step guide to setting up a simple CFD problem, advanced feature introduction (FSI, conjugate heat transfer) and so forth. A brief review of basic fluid mechanics and CFD concepts are also offered such that no expert knowledge of fluids is required. The second day will deal with the newly implemented features and advanced applications.

Introduction to the ICFD solver in LS-DYNA (Day 1)

- General principles and supported applications
- Step by step keyword description
- Setting up a pure CFD problem for aerodynamics
 - Setting boundary conditions
 - Fluid volume mesher
 - Mesh refinement tools
- Strong and loose FSI coupling
- Thermal coupling and conjugate heat transfer
- Computation of the heat transfer coefficient

Advanced topics and new features (Day 2)

- Advanced controlling and monitoring tools
- Turbulence modeling
 - New models and picking the right one
 - Law of the wall and boundary layer
- Non Newtonian flows
- Flow in porous media
- DEM coupling
- New postprocessing tools in LS-PrePost



Type: Seminar
 Duration: 2 days
 Fee: 1,200 Euro
 Lecturer: Prof. Mhamed Souli, University of Lille
 Dates: 08 March, 21 March ^{Com)}, 27 June ^{V)}, 19 September, 28 November ^{Com)}

^{V)} Versailles, France
^{Com)} Compact webinar

Online booking: www.dynamore.de/en/c2248
 Compact webinar: www.dynamore.de/en/c2248-com



Type: Seminar
 Duration: 2 days
 Fee: 1,200 Euro (600 Euro per day, can be booked separately)
 Lecturer: Iñaki Çaldichoury, Ansys/LST
 Dates: 30 March, 18 July ^{Com)}, 06 October

^{Com)} Compact webinar

Online booking: www.dynamore.de/en/c2249
 Compact webinar: www.dynamore.de/en/c2249-com



■ CESE – COMPRESSIBLE FLUID SOLVER IN LS-DYNA

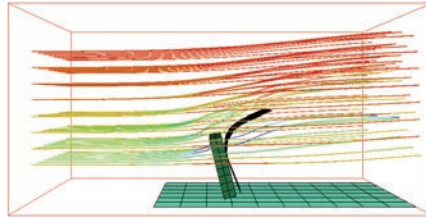
Type:
Seminar
Duration:
1 day
Fee:
525 Euro
Lecturer:
Dr. Maik Schenke,
DYNAmore
Dates:
16 May ^{Com)}
28 September

^{Com)} Compact webinar

Online booking:
www.dynamore.de/en/c2250
Compact webinar:
www.dynamore.de/en/c2250-com



Compressibility effects in fluid mechanics are typically considered significant if the Mach number of the flow exceeds 0.3 or if the fluid undergoes very large pressure changes. The most distinct phenomenon associated with high speed flows is the existence of shock waves or non-isentropic solutions.

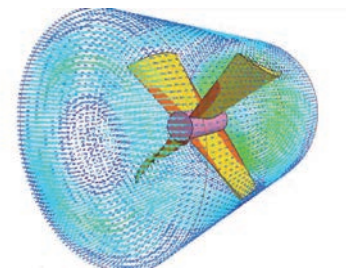


The new compressible flow solver CESE in LS-DYNA is based on a novel numerical framework originally proposed by Dr. Chang of the NASA Glenn Research Center. The method exhibits many non-traditional features, including a unified treatment of space and time, the introduction of a conservation element (CE) and a solution element (SE), and a novel shock capturing strategy without using a Riemann solver, which is able to simultaneously capture both strong shocks and small disturbances. Moreover, the spatial gradients are treated as unknowns which allows for more accurate solutions of the shock waves than normal second order schemes.

So far, this method has been used to solve many different types of flow problems, such as detonation waves, shock/acoustic wave interaction, cavitating flows, and chemical reaction flows. In LS-DYNA, it has been extended to also solve fluid-structure interaction (FSI) problems with the embedded (immersed) boundary approach or moving (fitted) mesh approach.

Contents

- Introduction
- General Principles
- The CE/SE scheme
- Setting up a pure CFD/CESE problem
- Setting up an FSI/CESE problem
- Advanced capabilities
- Post treatment
- Documentation



■ RESISTIVE HEATING AND BATTERY MODELING

Type:
Seminar
Duration:
1 day
Fee:
600 Euro
Lecturer:
Iñaki Çaldichoury,
Ansys/LST
Dates:
23 March ^{Com)}
13 October ^{B)}

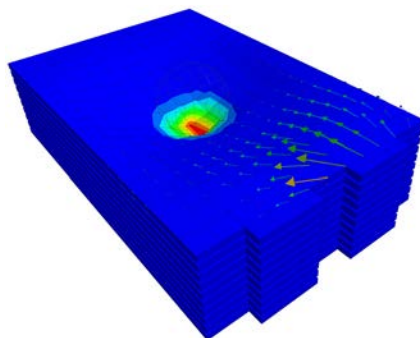
^{B)} Bamberg, Germany
^{Com)} Compact webinar

Online booking:
www.dynamore.de/en/c2251
Compact webinar:
www.dynamore.de/en/c2251-com



This course is based on the Electromagnetics (EM) solver of LS-DYNA. The EM module computes the Maxwell equations and is embedded into LS-DYNA following Ansys / LSTs one-code strategy, thereby allowing for an efficiently coupling to the solid-mechanics and the thermal solver.

The seminar presents the solver's general principles, a complete keyword description for setting up simulation models, on the one hand, to compute inductive and resistive heating problems. On the other hand, the modelling of batteries is addressed.



Thereby exploiting the Randles-circuit approach to describe the charging and discharging process as well as the accompanying heat production.

Contents

- Resistive heating solver
 - Principles
 - Solid and thermal coupling
 - Source terms and case studies
 - Contact and Erosion
 - Wire modeling
- Resistive Spot Welding (RSW)
 - Physical concept and industrial background
 - Numerical modeling
- Battery module
 - Simulation objectives
 - Randle circuits
 - Solid and Tshell-element models

■ ELECTROMAGNETISM IN LS-DYNA

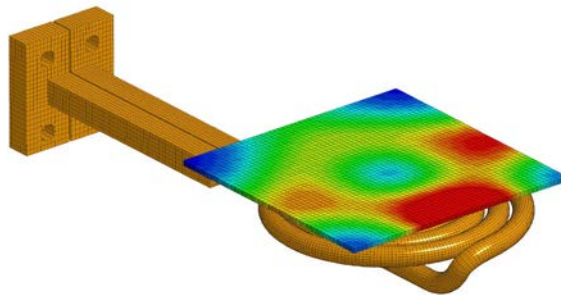
This course provides an introduction to the Electromagnetics (EM) solver in LS-DYNA. Herein, the Maxwell equations are solved in the Eddy-Current approximation, which is suitable for cases where the propagation of electromagnetic waves in air (or vacuum) can be considered as instantaneous. The solver is coupled with the solid mechanics and thermal solvers of LS-DYNA allowing the simulation and solution of applications such as magnetic metal forming, welding, bending, induced heating, resistive heating and so forth.

The course includes a presentation of the solver's general principles and applications, a complete keyword description for setting up an Eddy-Current problem, an introduction to the more advanced features (Inductive heating problems, exterior magnetic field, magnetic materials and so forth)

as well as an advanced description of the available controlling tools to ensure a safe analysis. Key electromagnetic concepts are reviewed throughout the course and a general knowledge about electromagnetics is therefore appreciated but not mandatory.

Contents

- Introduction and applications
- General principles
- Maxwell equations
- FEMSTER library
- FEM and BEM coupled system
- Setting up a EM problem step by step
- The EM timestep
- Circuits
- EM materials and equation of states
- Advanced functionalities
- Controlling and monitoring the analysis



Courtesy of Institut für Verbundwerkstoffe GmbH

■ INFORMATION DAY: MULTIPHYSICS

The modern term "Multiphysics" can be understood as a synonym for the solution of generally coupled problems. Following this, multiphysical applications are often classified according to the nature of their coupling in terms of a weak or strong interaction of the involved processes, methods, materials, physical fields or scales as well as combinations thereof.

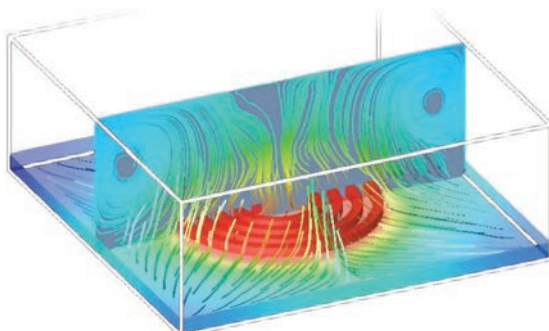
Moreover, the interacting quantities may result in either volume- or surface-coupled problems. Thus, the success of multiphysical simulations strongly depends on the coupling abilities of the underlying simulation platform. In the case of LS-DYNA, this is achieved in a unified simulation environment.

The goal of this information day is to highlight the basic difficulties with the set-up of multiphysical

simulations and to provide suitable solutions by embracing the available discretization schemes in space and time in LS-DYNA. In particular, a great variety of finite elements in a Lagrangean, Eulerian or Arbitrary-Lagrange-Eulerian formulation can be coupled with boundary elements, isogeometric elements or even meshfree methods like SPH, EFG or DEM.

Moreover, implicit as well as explicit time integration schemes are provided and can be combined depending on the strength of the coupling.

On the basis of practical examples, an overview on the current coupling abilities in LS-DYNA is given. Herein, the attention is mainly on the mutual interaction of solids and fluids with thermal and electromagnetic fields.



Type:
Seminar

Duration:
1 day

Fee:
600 Euro

Lecturer:
Iñaki Çaldichoury,
Ansys/LST

Dates:
21 March ^{Com)}
14 October

^{Com)} Compact webinar

Online booking:
www.dynamore.de/en/c2252

Compact webinar:
www.dynamore.de/en/c2252-com



Type:
Information day

Duration:
1/2 day

Fee:
free of charge

Date:
05 October

Online booking:
www.dynamore.de/en/c2253

■ METHODS FOR SIMULATING SHORT DURATION EVENTS

Type:
Seminar
Duration:
2 days
Fee:
1,200 Euro
Lecturers:
Paul Du Bois,
Consultant;
Dr. Len Schwer,
Schwer Engineering
& Consulting Services
Date:
04 October

Online booking:
www.dynamore.de/en/
c2254

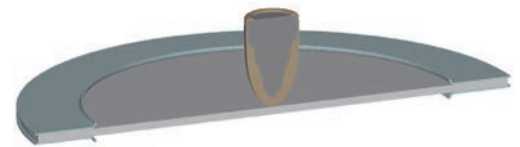
Most applications of LS-DYNA are for complex, and often combined, physics where nonlinearities due to large deformations and material response, including failure, are the norm. Often the goal of such simulations is to provide predictions which will ultimately be used to guide product development and safety assessments.

Insights into modeling and simulation are illustrated through examples and numerous modeling 'tricks' and options are discussed. An emphasis is placed on modeling techniques, guidelines for which technique(s) to select, which techniques work well and when, and possible pitfalls in modeling choice selections. Simulation credibility is demonstrated through solution of multiple models, with associated multiple solvers, required checks of global and local energies, and mesh refinement strategies.

This two day class provides instruction on the selection and use of the LS-DYNA solvers used for analyzing blast and penetration related problems. It is intended for the LS-DYNA analysts possessing a comfortable command of the LS-DYNA keywords and options associated with typical Lagrange analyses. The training class will attempt to provide

the analyst with the additional tools and knowledge required to make appropriate modeling decisions and convey the level of confidence in predictive results.

- Contents
- Day 1
- Introduction to modeling & simulation - verification & validation
 - Explicit & implicit - choosing an appropriate time integrator
 - 3d Multi-Material Arbitrary Lagrangian Eulerian (MM-ALE)
 - 1d and 2d-axisymmetric MM-ALE with mapping and adaptivity
- Day 2
- Contact – which type to use, when, and why
 - Fluid Structure Interaction
 - Smoothed Particle Hydrodynamics (SPH)
 - Stress initialization or preloads



■ BLAST MODELING WITH LS-DYNA

Type:
Seminar
Duration:
2 days
Fee:
1,200 Euro
Lecturers:
Paul Du Bois,
Consultant;
Dr. Len Schwer,
Schwer Engineering
& Consulting Services
Date:
06. October

Online booking:
www.dynamore.de/en/
c2255

Blast events form a class of simulation environments well suited to the solution capabilities of LS-DYNA. LS-DYNA is unique in offering the analyst the choice of Lagrange, Eulerian (ALE) and Simple Engineering solvers, and combinations of these solvers, for simulating high energy events such as blast loading. In addition to air blast, the traditional focus of blast modeling, buried explosive charges have recently become important in the design of troop transportation.

This class focuses on the application of LS-DYNA for the simulation of high energy events. The analysis methods, and modeling, are illustrated through case studies. An emphasis is placed on modeling techniques: guidelines for which technique(s) to select, insights into which techniques work well and when, and possible pitfalls in modeling choice selections.

Sufficient mathematical theory is presented for each technique to provide the typical user with adequate knowledge to confidently apply the appropriate analysis technique. However, this training class is not a substitute for the in-depth treatments presented in the associated LS-DYNA training class, i.e. „ALE/Eulerian & Fluid Structure Interaction.“



Mach Stem Formation
Bild mit freundlicher Genehmigung:
Schwer Engineering & Consulting Services

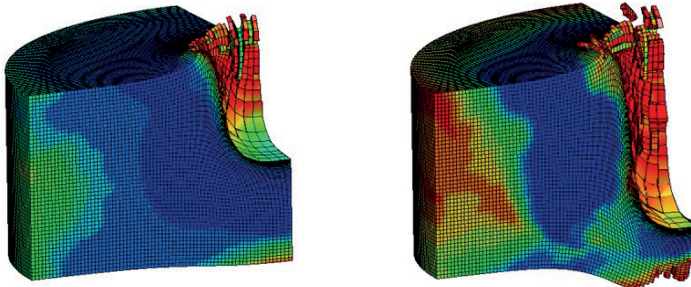
■ PENETRATION MODELING WITH LS-DYNA

Penetration events form a class of simulation environments well suited to the solution capabilities of LS-DYNA. LS-DYNA is unique in offering the analyst the choice of Lagrange, Eulerian (ALE) and Meshfree Methods, and combinations of these methods, for simulating high energy events such as penetration and perforation. In addition to high energy, these events are typically associated with large deformations, damage, and failure both on the material and structural level. During the past decade successful modeling of such damage and failure has moved steadily from a „Black Art” to a widely accepted engineering practice.

This class focuses on the application of LS-DYNA for the simulation of high energy events. The analysis

methods, and modeling, are illustrated through case studies. An emphasis is placed on modeling techniques: guidelines for which technique(s) to select, insights into which techniques work well and when, and possible pitfalls in modeling choice selections.

Sufficient mathematical theory is presented for each technique, especially meshfree methods, to provide the typical user with adequate knowledge to confidently apply the appropriate analysis technique. However, this training class is not a substitute for the in-depth treatments presented in the associated LS-DYNA training classes, i.e. „ALE/ Eulerian & Fluid Structure Interaction” and „Mesh-Free Methods (SPH-EFG)”, respectively.



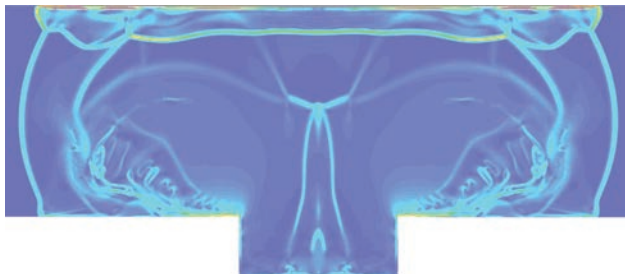
Courtesy of French-German Research Institute of Saint-Louis (ISL)

■ EXPLOSIVES MODELING FOR ENGINEERS

This class focuses on the application of LS-DYNA to modeling explosives. LS-DYNA simulations involving explosives can be modeled on several engineering levels from simple application of equivalent pressure histories via *LOAD_BLAST_ENHANCED, explicit inclusion of explosive charges using Equations-of-State and detonation via *INITIAL_DETONATION, and detonation of explosive due to impact using *EOS_IGNITION_AND_GROWTH_OF_REACTION_IN_HE. The analyst selects the appropriate degree of model sophistication to satisfy the intended use of the model results.

The modeling methods are illustrated through case studies with sufficient mathematical theory to provide the user with adequate knowledge to then confidently apply the appropriate modeling method.

This training class is intended for the LS-DYNA analyst possessing a comfortable command of the LS-DYNA keywords and options associated with typical Lagrange and Multi-Material Arbitrary Lagrange Eulerian (MM-ALE) analyses.



Courtesy of Rheinmetall Landsysteme GmbH

Type:
Seminar
Duration:
2 days
Fee:
1,200 Euro
Lecturers:
Paul Du Bois,
Consultant;
Dr. Len Schwer,
Schwer Engineering
& Consulting Services
Date:
13 October

Online booking:
www.dynamore.de/en/c2256

Type:
Seminar
Duration:
1 day
Fee:
600 Euro
Lecturers:
Paul Du Bois,
Consultant;
Dr. Len Schwer,
Schwer Engineering
& Consulting Services
Date:
17 October

Online booking:
www.dynamore.de/en/c2257

■ LS-OPT - OPTIMIZATION AND ROBUSTNESS

Type: Seminar
 Duration: 3 days
 Fee: 1,575 Euro (525 Euro per day, can be booked separately)
 Lecturers: Charlotte Keisser, Katharina Liebold, both DYNAMore
 Dates: 10 Februar ^{Com)}, 23 February, 22 June ^{V)}, 11 July ^{Com)}, 12 July ^{Com)}, 14 September, 22 November ^{Com)}, 23 November ^{Com)}, 28 November ^{Tu)}
^{Tu)} Turin, Italy
^{V)} Versailles, France
^{Com)} Compact webinar

Online booking: www.dynamore.de/en/c2258
 Compact webinar: www.dynamore.de/en/c2258-com-a
 Optimization: www.dynamore.de/en/c2258-com-b
 Robustness: www.dynamore.de/en/c2211-vs
 On-demand seminar: www.dynamore.de/en/c2212-vs



ALSO AVAILABLE IN FRENCH

LS-OPT is an independent comprehensive, optimization program which is designed and developed by Ansys / LST. It is ideal for solving strongly nonlinear optimization problems and is thus highly suitable for the usage in combination with LS-DYNA. However, LS-OPT can also be combined with any other solver, which offers the possibility to also solve multi-disciplinary problems.

LS-OPT is based on very effective response surface methods and also offers other genetic algorithms. Moreover, the program includes stochastic methods to assess the robustness of FE models and to illustrate dependencies between optimization variables and objective functions. The definition of the optimization problem is supported with the aid of a comfortable graphical user interface.

The aim of this course is to give participants a comprehensive overview of the practical application of stochastic methods and robustness analysis using LS-OPT. Additionally, basic knowledge of statistics and probability will be given and the methods implemented in LS-OPT will be discussed.

Introduction and Optimization (2 days)

The seminar gives an introduction to the program LS-OPT. General theoretical aspects of the Response Surface Method are presented and the possibilities of applying this method in LS-OPT are explained. In particular, the application of LS-OPT in combination with nonlinear FE solvers will be discussed in more detail. Seminar participants will be given the chance to implement their newly-acquired knowledge with the aid of hands-on workshop examples.

Content

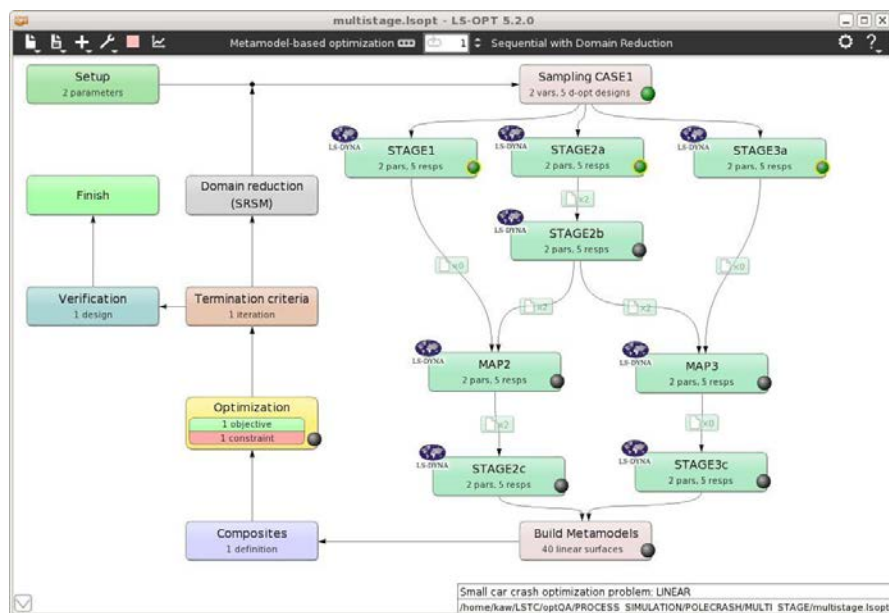
- Overview of optimization methods for strongly nonlinear problems
- Formulation of an optimization problem (objective function, constraints, design variables, etc.)
- DOE (Design of Experiments)
- Theory of the Response Surface Method (RSM)
- Interpretation of approximation errors of metamodels
- Multidisciplinary Optimization (MDO)
- Sensitivity analysis (ANOVA, Sobol)
- Parameter Identification
- Multi-objective Optimization (MOO, Pareto frontiers)
- LS-OPT graphical user interface
- Visualization of optimization results in LS-OPT
- Application examples

Robust Design (1 day)

Methods for stochastic analysis to judge the robustness of FE models as well as influences of design variables on responses have been implemented in LS-OPT. These features allow answering questions such as:

- What is the probability of a specific failure limit being exceeded?
- Is my solution robust or does a minor variation of my input variables lead to a completely different result?
- Is the dependence between input variables and the response (solution) chaotic or predictable?
- Is there a correlation between variables and responses or between responses and responses?


To attend the module "Robust Design", prior attendance at the module "Introduction and Optimization" is recommended.



■ BASICS OF INDUSTRIAL STRUCTURAL OPTIMIZATION

The aim of this class is to provide interested users of optimization software with background information on optimization strategies and the associated algorithms.

There are many different terms for the available methods in the field of optimization, e. g. topology, topography and topometry optimization, which are often hard to categorize for the user. These methods are usually applied in combination with linear finite element analyses. For the optimization of nonlinear systems, special gradient-based



Courtesy of Hyundai Motor Company

methods (numerical/analytical), response surface methods, or genetic and stochastic search methods are frequently applied.

The aim of this class is to discuss the capabilities and limits of these methods such that the participants learn how to distinguish between the different structural optimization techniques. How the methods work as well as their practical application will be illustrated with examples particularly from the automotive industry.

Content

- Introduction to the basics of mathematical optimization
- Classification and explanation of different methods
- Selection of the right method based on the application
- Capabilities and limitations of the different methods
- Effectivity analysis of the algorithms
- Pros and cons of the methods
- Correct definition of an optimization problem
- Interpretation of results

Type:
Seminar
Duration:
1 day
Fee:
600 Euro
Lecturer:
Dr. Stefan Schwarz,
Dr. Ing. h.c. F.
Porsche AG
Dates:
19 May
14 July ^{Com)}

^{Com)} Compact webinar

Online booking:
www.dynamore.de/en/c2259
Compact webinar:
www.dynamore.de/en/c2259-com



■ STRUCTURAL OPTIMIZATION WITH GENESIS

GENESIS is an integrated FE analysis and optimization software program from Vanderplaats R&D. Among other things, GENESIS can be used to carry out comprehensive linear static structural analyses, perform time and frequency dynamic analyses, determine normal modes and natural oscillations as well as calculate heat transfer problems and composite structures. GENESIS enables conceptual designs of shape, form and material to be optimized providing the user with highly-efficient methods for topology, topometry, topography, sizing and shape optimization.

The implemented optimization strategies (DOT, BIGDOT) and the close interaction of FE analysis with the optimization algorithms allow the identification of an optimal design both efficiently and reliably. This is also the case for complex problems, generally requiring only a few FE analyses. The execution and analysis of an optimization is fully graphically supported by Design Studio for GENESIS.



Corvette Daytona Prototype – Designed and built: Pratt & Miller
Courtesy of Vanderplaats Research and Development, Inc.

The seminar gives an introduction to the GENESIS program and to the graphical user interface Design Studio for GENESIS. The various optimization concepts (topology, topometry, topography, sizing and form optimization) as well as areas of application are presented and discussed. Selected problems are also solved by participants using GENESIS during the seminar.

Content

- Introduction to topology, topometry, topography, sizing and form optimization
- Pre- and postprocessing with Design Studio for GENESIS
- Visualization of results using Design Studio for GENESIS
- Optimization, taking manufacturing constraints into account
- Optimization of natural structural oscillations/vibrations (with mode tracking)
- Application examples

In collaboration with



Type:
Seminar
Duration:
2 days
Fee:
1,050 Euro
Lecturers:
VR&D and DYNAmore
staff member
Date:
25 July

Online booking:
www.dynamore.de/en/c2260

■ INFORMATION DAY: OPTIMIZATION/DOE/ROBUSTNESS

Type:
Information day
Duration:
1/2 day
Fee:
free of charge
Date:
28 April

Online booking:
www.dynamore.de/en/
c2261

On this information day, several presentations will be given on examples of use as well as on solution strategies addressing optimization problems, sensitivity studies, design studies with meta-models or robustness and reliability investigations. Moreover, new developments in our software products LS-OPT and GENESIS will be illustrated as well as planned future developments are discussed.

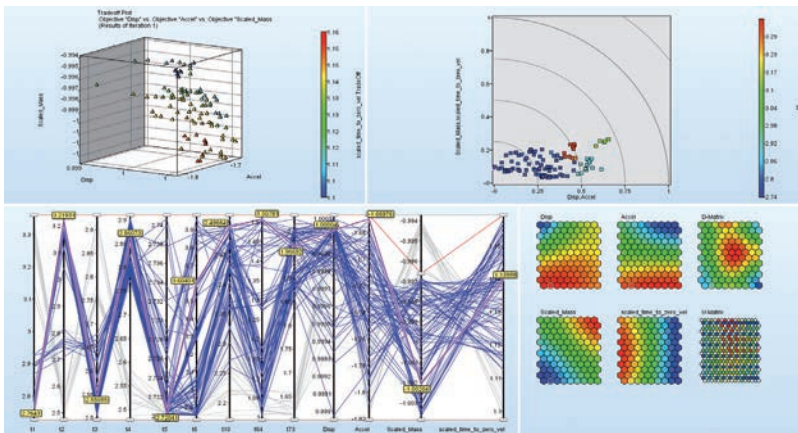
With the aid of specific examples, new applications will be presented that demonstrate the practical usability of our software solutions. This stimulates participants to consider areas of application where LS-OPT or GENESIS can be effectively implemented as optimization software.

The optimization program LS-OPT

- is ideally suited for solving strongly nonlinear optimization problems and can thus be optimally combined with LS-DYNA,
- functions on the basis of the highly efficient Response Surface Method,
- contains stochastic methods for assessing the robustness of FE models and for determining dependencies between disturbance variables and system answers,
- enables significant and insignificant variables to be identified (variable screening, sensitivity analyses),
- can simultaneously combine several FE applications of different analysis types with different definitions of variables (multidisciplinary optimization (MDO)),
- is based on a clearly-arranged graphical user interface which enables optimization problems to be defined in a very simple way.

GENESIS of Vanderplaats R&D

- is a fully-integrated FE analysis and optimization software program,
- enables conceptual designs of shape, form and material to be optimized by providing the user with highly-efficient methods for topology, topometry, topography, sizing and shape optimization
- is ideally suited to optimize linear problems with a large number of design variables (>1 million),
- has an intuitively operated graphical user interface,
- is almost 100% compatible with Nastran.



■ INFORMATION DAY: OPTIMIZATION WITH ANSA, LS-OPT AND META

Type:
Information day
Duration:
1/2 day
Fee:
free of charge
Date:
13 July

Online booking:
www.dynamore.de/en/
c2262

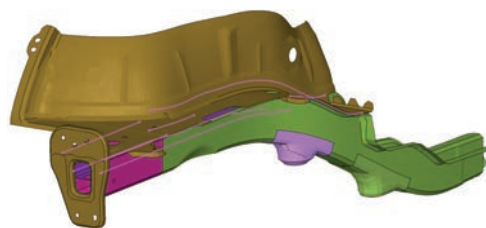
The current versions of LS-OPT and ANSA support simple coupling between ANSA and LS-OPT. For example, ANSA offers excellent possibilities to realize parameterized changes of FE meshes by means of morphing technologies. The control parameters for morphing are passed to LS-OPT, where they are controlled and modified. Thus, form optimizations or robustness analyses taking into account geometrical changes can be realized straightforward. Following this, any desired optimization variable can be defined in the FE input files in ANSA and can be passed to the optimization process in LS-OPT.

Moreover, the META postprocessor from BETA CAE Systems can be used to extract simulation results, which can then be automatically imported by LS-OPT as history or response quantities. This is of particular interest, if FE solvers other than LS-DYNA are to be used for optimization.

This information day shows how ANSA and META can be used in combination with LS-OPT to realize optimization and stochastic analyses. Examples from industrial practice will also be presented.

Content

- Short introduction to the morphing technologies of ANSA, Live demo with examples
- Application of the task manager in ANSA for the optimization
- Definition of design variables in ANSA
- Interface in LS-OPT for ANSA
- Use of META for simulation data extraction for LS-OPT
- Practical examples



Courtesy of Audi AG

In collaboration with **LASSO**

■ INTRODUCTION TO PRIMER FOR LS-DYNA

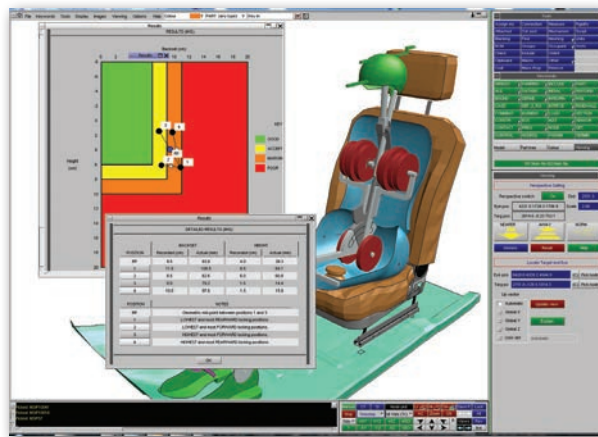
The PRIMER preprocessor provided by our partner Arup is a high-performance solution to process and control LS-DYNA models. In addition to the range of features usually offered by a preprocessor, PRIMER can be used to adjust very specific LS-DYNA settings, such as all available contact options, special joints, and highly complex material models.

PRIMER has been specially and exclusively designed for LS-DYNA as a FE solver. In many cases, PRIMER is also applied to check LS-DYNA models for errors or to remove redundant entries that may

cause problems. In addition, the program offers a range of special properties to model occupant safety simulations, such as dummy positioning, seat adjustment, seatbelt fitting, or airbag folding.

Participants of this seminar will learn the practical use of PRIMER. All important functions are described and demonstrated with the aid of workshop examples such that everybody will enhance their capabilities in the safe operation for different areas of application.

In collaboration with **ARUP**



Courtesy of Arup

Type: Seminar
 Duration: 1 day
 Fee: 525 Euro
 Lecturer: Daniel Keßler, DYNAmore
 Language: German
 Dates: 10 May ^{Com)}
 05 December

^{Com)} Compact webinar

Online booking: www.dynamore.de/en/c2263

Compact webinar: www.dynamore.de/en/c2263-com



■ ANSA/LS-OPT/META

The two-day seminar is suitable for engineers who are interested in using LS-DYNA in connection with the preprocessor ANSA and the postprocessor METApst.

Besides its excellent meshing capabilities, ANSA offers an extensive interface to LS-DYNA. Speakers from LASSO and DYNAmore will give participants an insight into the entire simulation process chain using ANSA – LS-DYNA – METApst.



Courtesy of BETA CAE Systems

Content 1st day: ANSA preprocessing

- Which problems can be solved with LS-DYNA?
- How is a LS-DYNA input deck generated with ANSA?
- Which element types are available in LS-DYNA, how are they defined in ANSA?
- How are different contact options adjusted in ANSA, what do these options mean?
- How can a material model be specified?

Content 2nd day: METApst postprocessing

- Introduction to the LS-DYNA interface of METApst:
 - 3-d result evaluation and x-y plots with METApst
 - Exercises
- Interpretation of results
- Important plausibility checks
- Result evaluation with practical crash-examples

Please note:

The seminars ANSA and METApst can be booked independently and will held on on request. Please contact us.

In collaboration with **LASSO**

Type: Seminar
 Duration: 2 days, can be booked separately
 Fee: 1,050 Euro
 Ort: Stuttgart/Leinfelden-Echterdingen
 Dates: 26 April
 20 October ^{Com)}

^{Com)} Compact webinar

Online booking: www.dynamore.de/en/c2264

Compact webinar: www.dynamore.de/en/c2264-com





GOMPUTE
A GRIDCORE COMPANY

Bare metal machines
Infiniband interconnect
Short or long term periods
From 1 to thousands of cores
Flexible licensing available

FREE TRIAL

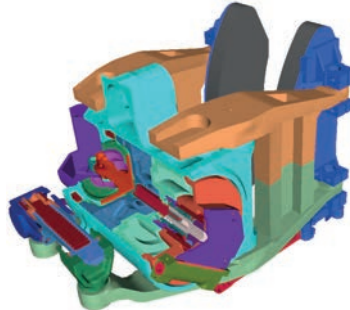
Compute has provided a ready-to-use platform for your simulations since 2002. www.gompute.com

■ SUPPORT DAY: LS-DYNA

Type:
Support day
Duration:
1/2 day
Fee:
free of charge
Dates:
14 January
18 February
29 April
13 May
03 June
01 July
16 September
18 November

Online booking:
www.dynamore.de/en/c2265

At the support days you are invited to come to our office in Stuttgart-Vaihingen bringing along the output of your LS-DYNA simulation as well as your input decks. It has been proven that a direct consultation with you at the screen is the easiest way to answer your questions. Together with you,



Courtesy of Knorr-Bremse Systeme für Schienenfahrzeuge GmbH

our experienced employees of DYNAmore will directly attempt to optimize your input decks or to solve problems in your simulation. Also very often, the questions are simply on how to model and solve a specific problem using LS-DYNA or what other modeling techniques and possibilities are offered by LS-DYNA.

Take advantage of this service, as we are certain that we can resolve many uncertainties or misunderstandings in the usage of LS-DYNA. You can simply bring along your CAD data or drawings to discuss your problem or you may also provide your data in advance. This would allow us to prepare even better for our conversation.

Please register ahead of time for the support days – ideally with a specification of the load case.

■ SUPPORT DAY: OCCUPANT SAFETY

Type:
Support day
Duration:
1/2 day
Fee:
free of charge
Dates:
18 March
22 July
02 December

Online booking:
www.dynamore.de/en/c2266

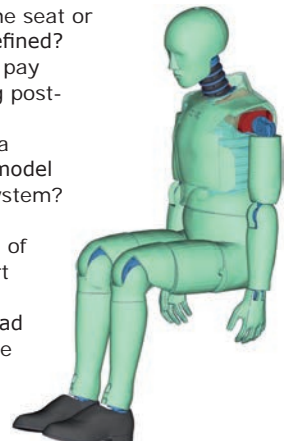
On the occasion of the occupant safety support days, you can bring your own LS-DYNA simulations or input decks to our headquarters in Stuttgart-Vaihingen. The support days will mainly focus on questions regarding the handling and analysis of dummy models. Experienced members of the DYNAmore staff will be available to discuss your specific needs and to find solutions to your problems. Questions will be dealt with on a confidential basis without any other customers being present as a matter of course.

Exemplary questions

- How can I position a model?
- How accurate are the results?
- Do I require any prestress in the model?

- Is the model for the seat or door sufficiently refined?
- What do I have to pay attention to during post-processing?
- Have I developed a sufficiently exact model for my restraint system?

Please register ahead of time for these support days – ideally with a specification of the load case, such that we are able to prepare for your visit.



SCALE

IT-Solutions for CAE

empowering your CAE processes



-  www.scale.eu
-  info@scale.eu
-  +49 841 12943-50



SCALE.sdm

Software-Lösung für Simulationsdaten-Management



SCALE.model
LoCo

→ Models and Processes



SCALE.result
CAVIT

→ Results: Test and Simulation



SCALE.project
Status.E

→ Project Management and Requirements



IT-SERVICES



CONSULTING

INTRODUCTION TO SIMULATION DATA AND PROCESS MANAGEMENT WITH LOCO

Type:
Seminar
Duration:
2 days
Fee:
1,050 Euro
(525 Euro per day,
can be booked
separately)
Lecturers:
SCALE GmbH
staff member
Dates:
28 March ^{Com}
29 June
14 October

^{Com}) Compact webinar

Online booking:
www.dynamore.de/en/c2267
Compact webinar:
www.dynamore.de/en/c2267-com



The software system LoCo is a work environment for managing simulation data and processes. In particular, the distributed development through simulation, across locations within a company or with external development partners, is greatly supported by LoCo.

Simulation models are managed in LoCo and provided to users via a graphical user interface in a structured manner. Due to the integrated version management, any changes made by the user to the simulation models can be tracked. So-called "History Trees" show all changes during the development process. In addition, LoCo provides an environment for the integration of arbitrary, user-specific specialized CAE processes like model/load case construction, quality control, parameter studies, linked simulations, etc.

On the first day, the seminar provides participants the basic knowledge of how to use LoCo. In-depth knowledge in the application of LoCo is dealt with on the optional second day. The usage of the software and the realization of workflows for the daily work as a design engineer will be presented in detail.

Day 1 (base)

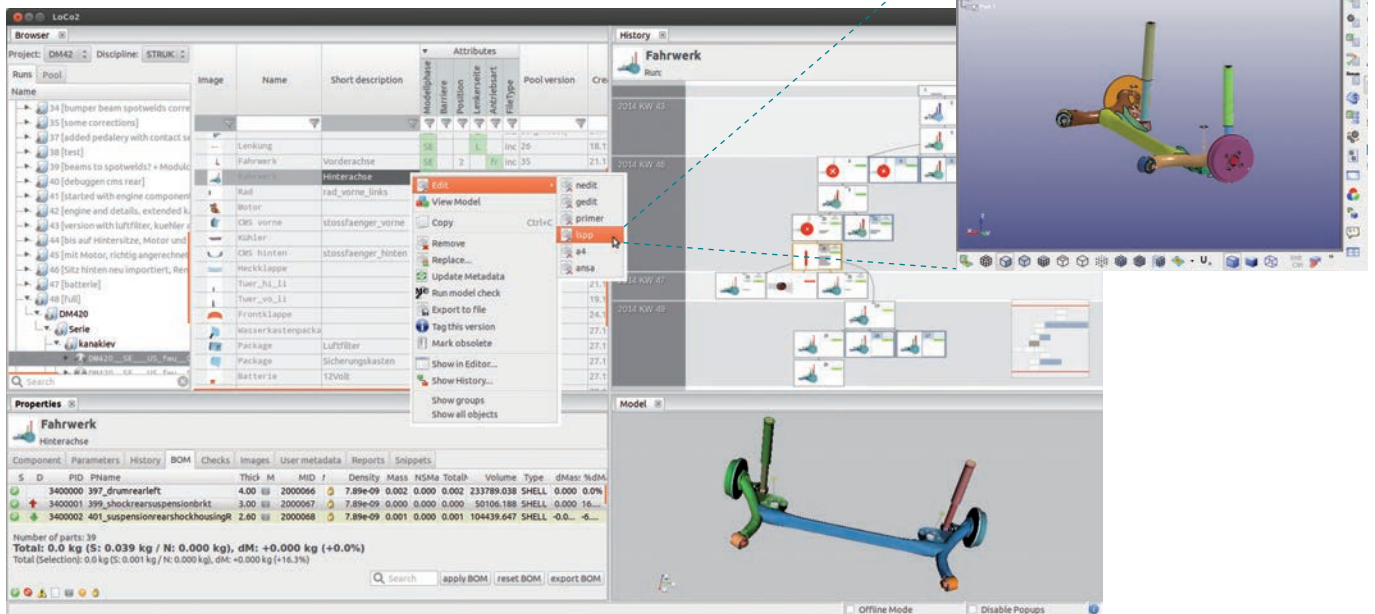
- Introduction to LoCo, overview
- Use of the graphical user interface
 - Browser
 - Grid
 - Property view
 - Notification console
 - History trees
 - Inbox
 - Job status
 - Menus
- Tutorials, workshop
 - Setup Wizard
 - Adding and editing Includes
 - Definition of parameters / attributes
 - Construction of runs
 - Working with the history graph

Day 2 (construction)

- Modeling recommendations
- Merge and Compare
- Management of attributes
- Creating and configuring new projects
- Error analysis (Notification console)
- Parameter (DOE) studies, Optimization and robustness with LoCo and LS-OPT
- Python interface
- Representing individual processes of departments and disciplines in LoCo (depending on the group of participants)

SCALE

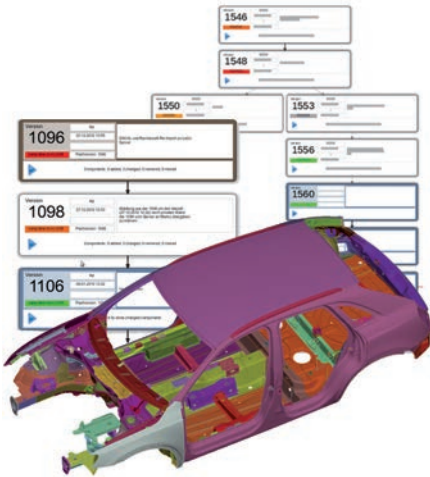
IT-Solutions for CAE



LoCo graphical user interface – model processing using the example of LS-PrePost

■ INFORMATION DAY: PROCESS AUTOMATION AND SIMULATION DATA MANAGEMENT (SDM)

Today, simulation data management (SDM) is a highly relevant topic in computer-aided engineering (CAE) of vehicles. While a few years ago, the input of a vehicle model to analyze its crashworthiness consisted of only one large file. Today, such models are constructed using modules which consist of numerous separate components. Following this, the overall input file for the finite-element solver is assembled on the basis of such model



Courtesy of Audi AG

components, e.g. airbags, doors, dummies, etc. Moreover, the number of load cases that need to be investigated by simulation engineers is also constantly increasing.

Among others, the administration of these model components in a multi-user environment as well as the automated simultaneous preparation of several load cases for simulation are demanding challenges for a SDM system. The automated data flow from CAD to CAE, i.e. from the geometrical representation to meshed components, is another important subject. This also includes the demand for consistent and transparent metadata relating to the process chain CAD - Pre-SDM - assembly - simulation - post processing.

Simulation data/process management can basically be divided into three sections:

- Linking CAD-CAE, i.e. batch processing to meshing/discretization of component geometries (Pre-SDM)
- Load case compilation and input (includes data management (assembly))
- Management of simulation results (Post-SDM)

The event will be held in collaboration with partner companies. The above-mentioned topics from process automation and simulation data management will be jointly discussed.

Type:
Information day
Duration:
1/2 day
Fee:
free of charge
Dates:
26 April
25 November

Online booking:
www.dynamore.de/en/c2268

SCALE

IT-Solutions for CAE



■ BASIC TRAINING SIMCENTER STAR-CCM+

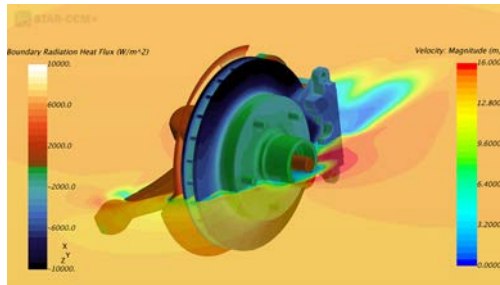
Type:
Seminar
Duration:
3 days
Fee:
1,170 Euro
Lecturers:
Daniel Grimmeisen,
Marc S. Schneider,
both CASCATE GmbH
Dates:
28 February
12 September

Online booking:
www.dynamore.de/en/c2268



For all trainings we provide Power-On-Demand licenses for the participants. These are included in the indicated price and can also be used while working from home.

The course offers an introduction to CFD simulation with Simcenter STAR-CCM+. It includes a short introduction to computational fluid dynamics and all essential topics such as mesh generation, typical physical models and quality assessment guidelines as well as a thorough introduction to the workflow with Simcenter STAR-CCM+.



After the course the participants will be familiar with Simcenter STAR-CCM+ and will be able to solve their own CFD problems.

The sessions will take place as online meetings on four consecutive days, each from 9 to 11 am. They each consist of a lecture on the basics as well as live examples. After each session, an additional exercise with step-by-step instructions is sent out to be worked on during the afternoon. The instructor is available to answer questions about the exercise by phone or via individual online meetings.

Another online meeting will be offered in the afternoon to clarify questions about the task and for debriefing. Course materials are provided electronically. The course language is German or English. The documentation is in English.

■ BATTERY SIMULATION IN SIMCENTER STAR-CCM+

Type:
Seminar
Duration:
2 days
Fee:
780 Euro
Lecturer:
Daniel Grimmeisen,
CASCATE GmbH
Date:
15 March

Online booking:
www.dynamore.de/en/c2269-com



For all trainings we provide Power-On-Demand licenses for the participants. These are included in the indicated price and can also be used while working from home. This online training is an introduction to battery simulation with Battery Design Studio and Simcenter STAR-CCM+. Current developments, for example in the automotive industry, cause a fast-growing demand for electric motors. Lithium-ion batteries are primarily used for energy storage. This seminar presents how such batteries can be virtually designed, tested, and coupled into multiphysics simulations.

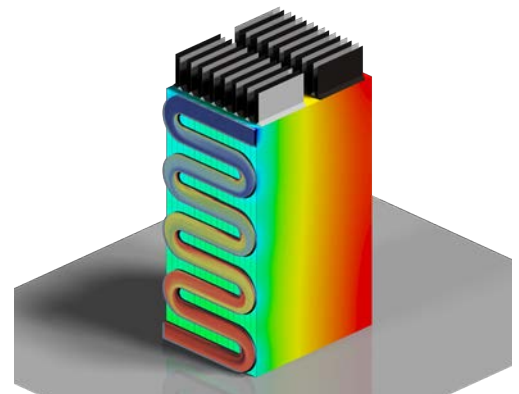
Battery Design Studio is a tool to digitally model lithium-ion batteries according to manufacturer specifications or to the user's own specification of material parameters. The thermo-electrical interaction is considered via physical models or via surrogate models. A cell can be subjected to a variety of tests that simulate, for example, charge/discharge behavior, thermal behavior, or cell aging. Thus, the suitability of the cell for the user's desired application can be verified. Once battery cells have been created in Battery Design Studio, they are imported into the multiphysics simulation software Simcenter STAR-CCM+. There they can be arranged into a module and incorporated into an electrical circuit. Cooling fins or channels are modeled to mimic the cooling process. Thus, spatially resolved thermal and flow quantities in battery and cooling fluid can be determined.

The seminar presents the workflow for thermal battery simulation. First, a battery cell is modeled in Battery Design Studio and subjected to cell-specific tests. The cell is then imported into STAR-CCM+, assembled into a battery module, and discharged. This training is for users who have at least basic knowledge of CFD and Simcenter

STAR-CCM+ and want to become familiar with design and simulation of lithium-ion batteries in Battery Design Studio and STAR-CCM+. The sessions will take place as online meetings on two consecutive days, each from 9 to 11 am. They each consist of a lecture on the basics of modeling as well as live examples. After each session, an additional exercise with step-by-step instructions is sent out to be worked on during the afternoon. The instructor is available to answer questions about the exercise by phone or via individual online meetings. Course materials are provided electronically. The course language is German or English. The documentation is in English.

Contents

- Introduction to lithium-ion batteries
- Modeling of cell chemistry in Battery Design Studio
- Testing battery cells in Battery Design Studio
- Creating battery modules in STAR-CCM+
- Thermal simulation of the battery module in STAR-CCM+






www.cascate.de

The 1st choice for all fluid dynamics simulation issues.

Competent consulting and first-class support for complex tasks in the fields of fluid mechanics, structural mechanics and fluid-structure interaction characterize CASCATE. We are happy to be your partner for your projects. We are looking forward to your request.



Solution
Partner
PLM

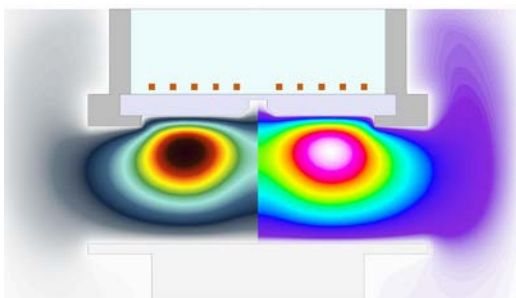
SIEMENS

Gold
Smart Expert
Channel

■ MULTIPHASE FLOW IN SIMCENTER STAR-CCM+

For all trainings we provide Power-On-Demand licenses for the participants. These are included in the indicated price and can also be used while working from home.

This training is an introduction to the simulation of multiphase flows with Simcenter STAR-CCM+. It is for users who have at least basic knowledge in CFD and Simcenter STAR-CCM+ and want to get familiar with the simulation of multiphase flows. The course will cover various multiphase methods using the Eulerian approach (especially the widely used Volume of Fluid (VOF) method), the Lagrangian approach for particles, modeling of fluid films, and interactions between models (e.g. evaporation and droplet impact).



The sessions will take place as online meetings on three consecutive days, each from 9 to 11 am. They each consist of a lecture on the basics as well as live examples. After each session, an additional exercise with step-by-step instructions is sent out to be worked on during the afternoon. The instructor is available to answer questions about the exercise by phone or via individual online meetings. Another online meeting will be offered in the afternoon to clarify questions about the task and for debriefing. Course materials are provided electronically. The course language is German or English. The documentation is in English.

Contents

- Overview of different concepts for multiphase modeling
- Eulerian multiphase models (especially Volume of Fluid (VOF))
- Fluid Film
- Lagrangian multiphase models
- Multiphase model interaction, for example coupling forces between particles and background flow, droplet impingement, evaporation, transition between VOF and fluid film

Type:
Seminar
Duration:
3 days
Fee:
1,170 Euro
Lecturer:
Daniel Grimmeisen,
CASCATE GmbH
Date:
5 April

Online booking:
www.dynamore.de/en/c2270-com



■ FLUID-STRUCTURE-INTERACTION IN SIMCENTER STAR-CCM+

Type:
Seminar
Duration:
2 days
Fee:
780 Euro
Lecturer:
Marc S. Schneider,
CASCATE GmbH
Dates:
10 May
21 November

Online booking:
www.dynamore.de/en/
c2271

For all trainings we provide Power-On-Demand licenses for the participants. These are included in the indicated price and can also be used while working from home.


This training is an introduction to the simulation of fluid-structure interaction in Simcenter STAR-CCM+. It is for users who have at least basic knowledge in CFD and Simcenter STAR-CCM+ and want to get familiar with the simulation of fluid-structure interaction.

The course starts with a short introduction to structural mechanics and the numerical methods used. Then, the course deals with the procedure of modeling structural mechanics problems in Simcenter STAR-CCM+, as well as the selection and calibration of material models. After that, different variants of fluid-structure interaction are presented. Course participants will learn to apply the concepts through several examples.

The sessions will take place as online meetings on two consecutive days, each from 9 to 11 am. They each consist of a lecture on the basics as well as live examples. After each session, an additional exercise with step-by-step instructions is sent to be worked on during the afternoon. The instructor is available to answer questions about the exercise by phone or via individual online meetings. Another online meeting will be offered in the afternoon to clarify questions about the task and for debriefing. Course materials are provided electronically. The course language is German or English. The documentation is in English.

Content

- Structural mechanics (short introduction and modeling in Simcenter STAR-CCM+)
- One- and two-way coupled fluid-structure interaction
- Mesh morphing
- Dynamic fluid-body interaction (DFBI)



■ GEOMETRY PREPARATION IN SIMCENTER STAR-CCM+

Type:
Seminar
Duration:
2 days
Fee:
780 Euro
Lecturer:
Marc S. Schneider,
CASCATE GmbH
Dates:
26 April
28 September

Online booking:
www.dynamore.de/en/
c2272

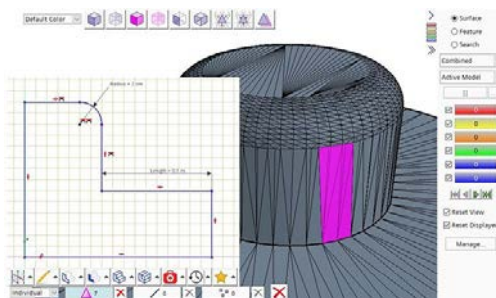
For all trainings we provide Power-On-Demand licenses for the participants. These are included in the indicated price and can also be used while working from home.

This training is an introduction to geometry preparation in Simcenter STAR-CCM+. It is for users who have at least basic knowledge in Simcenter STAR-CCM+ and want to get familiar with the creation, processing, and preparation of geometries within STAR-CCM+.

The course will cover the 3D-CAD module (creating as well as importing and preparing CAD parts for the mesh generation), part-level geometry operations, and manual repair (Surface Repair). The sessions will take place as online meetings on two consecutive days, each from 9 to 11 am. They each consist of a lecture on the basics as well as live examples. After each session, an additional exercise with step-by-step instructions is sent out to be worked on during the afternoon. The instructor is available to answer questions about the exercise by phone or via individual online meetings. Another online meeting will be offered in the afternoon to clarify questions about the task and for debriefing. Course materials are provided electronically. The course language is German or English. The documentation is in English.

Content

- Using the 3D-CAD module
- Construction of parameterized geometries in 3D-CAD
- Import of CAD parts and their preparation as well as fluid volume extraction
- Geometry operations on part level
- Surface Repair



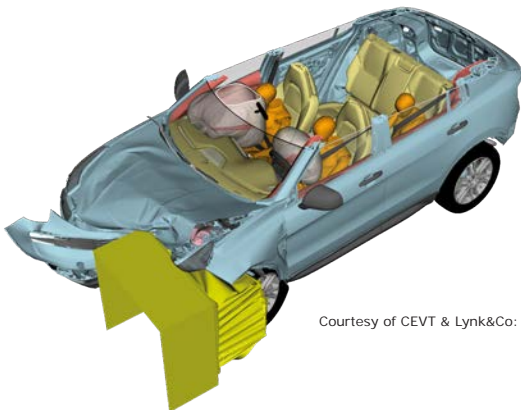
VOCATIONAL TRAININGS FOR LS-DYNA SIMULATION ENGINEERS IN VARIOUS APPLICATION AREAS

This offer gives you the chance to receive complete comprehensive instruction in your field of application. This includes training packages for certified simulation engineers in the fields of nonlinear structural mechanics (crash), occupant safety and metal forming. We would be happy to provide conceptual advice regarding comprehensive solutions for vocational trainings to become a simulation engineer using LS-DYNA. Please get in touch with us.

■ LS-DYNA FOR NONLINEAR STRUCTURAL MECHANICS (CRASH)

Professional education to become a certified simulation engineer in nonlinear structural mechanics using LS-DYNA

This package offers you an efficient option to receive comprehensive training as a nonlinear structural simulation engineer using LS-DYNA. After taking part in these seminars, you will have the necessary know-how to meet industrial requirements as a simulation engineer. On completion of all seminars within the package, you will receive a certificate declaring you a qualified LS-DYNA simulation engineer in nonlinear structural mechanics.



Courtesy of CEVT & Lynk&Co: Model Lynk&Co 01, ODB C-NCAP

Seminars

- Introduction to LS-DYNA: Basics - 2 days
- Introduction to LS-DYNA: Advanced Topics - 1 day
- Introduction to Contact Definitions in LS-DYNA - 1 day
- Joining Techniques for Crash Analysis with LS-DYNA - 2 days
- Modeling Metallic Materials - 2 days

Package price: 3,890 Euro

■ LS-DYNA FOR OCCUPANT SAFETY SIMULATIONS

Professional training to become a certified simulation engineer in occupant safety simulation using LS-DYNA

With this package, you receive comprehensive training for the computational design of occupant safety systems. After attending these seminars you will have the necessary know-how to meet industrial requirements as a simulation engineer in occupant safety. On completion of all courses within the package, you will receive a certificate declaring you a qualified LS-DYNA simulation engineer in occupant safety simulation.



Courtesy of Daimler AG

Seminars

- Introduction to LS-DYNA: Basics - 2 days
- Introduction to Contact Definitions in S-DYNA - 1 day
- Introduction to Passive Safety Simulation with LS-DYNA - 2 days
- LS-DYNA Dummy and Pedestrian Impactor Modeling - 1 day
- CPM for Airbag Modeling - 1 day

Package price: 3,400 Euro

■ LS-DYNA FOR METAL FORMING


Professional training to qualify for a certified simulation engineer in metal forming using LS-DYNA and eta/Dynaform

After taking part in these seminars you will be able to carry out forming simulations in an industrial environment as a simulation engineer. On completion of all seminars within the package, you receive a certificate declaring you a qualified LS-DYNA simulation engineer in forming processes.

Seminars


- Introduction to LS-DYNA: Basics - 2 days
- Introduction to LS-DYNA: Advanced Topics - 1 day
- Introduction to Contact Definitions in LS-DYNA - 1 day
- Applied Forming Simulation with eta/Dynaform - 2 days
- Metal Forming with LS-DYNA - 2 days

Package price: 3,890 Euro



Courtesy of Ubeco GmbH

■ DYNAMORE LECTURERS



Dr. Filipe Andrade
Areas of expertise:
Material modeling, FE theory
Academic studies:
Mechanical engineering



Dipl.-Ing. Alexander Gromer
Areas of expertise:
Occupant safety, dummy models
Academic studies:
Mechanical engineering



Dr.-Ing. Tobias Erhart
Software developer LS-DYNA
Areas of expertise:
FE theory, material modeling
Academic studies:
Civil engineering



Dr.-Ing. Stefan Hartmann
Software developer LS-DYNA
Areas of expertise:
Composites, FE theory
Academic studies:
Civil engineering



Dr.-Ing. Dirk Freßmann
Development and support THUMS
Areas of expertise:
Human models, FSI
Academic studies:
Civil engineering



Prof. Dr.-Ing. Andre Haufe
Manager process simulation
Areas of expertise:
Material modeling, forming simulations,
joining techniques
Academic studies:
Civil engineering



Diplôme d'Ingénieur Pierre Glay
Areas of expertise:
Forming and process simulations
Academic studies:
Mechanical engineering



Dr.-Ing. Martin Helbig
Area of expertise:
Material characterization
Academic studies:
Civil engineering



Dr.-Ing. Tobias Graf
Areas of expertise:
Joining techniques, material
modeling
Academic studies:
Civil engineering



Diplôme d'Ingénieur Charlotte Keisser
Area of expertise:
Optimization
Academic studies:
Informatics and Applied Mathematics



Prof. Dr. rer. nat. Ulrich Göhner
Manager software solutions
Area of expertise:
Computational fluid dynamics (CFD)
Academic studies:
Mathematics



Dr. Bernd Hochholdinger
CEO DYNAMore Swiss GmbH
Area of expertise:
Thermal forming processes
Academic studies:
Civil engineering



Daniel Grimmeisen (M.Sc.)
Area of expertise:
Multiphysics
Academic studies:
Aerospace engineering



Ph.D. Anders Jonsson
Areas of expertise:
Linear and non-linear implicit analyses,
fatigue
Academic studies:
Mechanical engineering



Dipl.-Ing. (FH) Daniel Kessler
Support PRIMER
Areas of expertise:
Crash, occupant safety, seats
Academic studies:
Civil engineering



Dr.-Ing. Heiner Müllerschön
CEO SCALE GmbH
Areas of expertise:
Optimization, processes, SDM
Academic studies:
Civil engineering



Dr.-Ing. Thomas Klöppel
Software developer LS-DYNA
Areas of expertise:
Composites, FE theory
Academic studies:
Mathematics



Dr.-Ing. Maik Schenke
Manager trainings
Area of expertise:
Multiphysics
Academic studies:
Aerospace engineering



Fabian Koch M.Sc.
Area of expertise:
Occupant safety, dummy models
Academic studies:
Mechanical engineering



Marc S. Schneider (M.Sc)
Area of expertise:
Aerodynamics, multiphase flow
Academic studies:
Mechanical engineering



Dipl.-Ing. Christian Liebold
Area of expertise:
Composites
Academic studies:
Aerospace engineering



Prof. Dr.-Ing. Karl Schweizerhof
Area of expertise:
FE theory
Academic studies:
Civil engineering



Dipl.-Ing. Silvia Mandel
Area of expertise:
Occupant safety, pre-/postprocessing
Academic studies:
Mechanical engineering



Dipl.-Ing. Sebastian Stahlschmidt
Manager occupant simulation
Areas of expertise:
Occupant safety, dummy models
Academic studies:
Civil engineering



Dr.-Ing. Steffen Mattern
Area of expertise:
Crash
Academic studies:
Civil engineering



Dipl.-Ing. (FH) Peter Vogel
Manager deep drawing simulations
Area of expertise:
Forming simulations
Academic studies:
Mechanical engineering



Dipl.-Ing. Mathias Merten
Area of expertise:
Forming and process simulations
Academic studies:
Mechanical engineering



Dipl.-Math. Katharina Liebold
Software developer LS-OPT
Area of expertise:
Optimization
Academic studies:
Mathematics

■ EXTERNE LECTURERS



Dipl.-Ing. Paul Du Bois
 Consultant
 Lecturer of the seminars:
 - Crashworthiness Simulation with LS-DYNA
 - Methods for Simulating Short Duration Events
 - Blast Modeling with LS-DYNA
 - Penetration Modeling with LS-DYNA
 - Explosives Modeling for Engineers



Dr.-Ing. Tobias Loose
 Dr. Loose GmbH
 Lecturer of the seminar:
 - Introduction to Welding Simulation with LS-DYNA



Iñaki Çaldichoury
 Ansys / LST – software developer LS-DYNA
 Lecturer of the seminars:
 - Electromagnetism in LS-DYNA
 - ICFD – Incompressible Fluid Solver
 - CESE – Compressible Fluid Solver



Dr.-Ing. Stefan Schwarz
 Dr. Ing. h.c. F. Porsche AG
 Lecturer of the seminar:
 - Basics of Industrial Structure Optimization



Dr.-Ing. Markus Feucht
 Daimler AG
 Lecturer of the seminars:
 - Joining Techniques for Crash Analysis with LS-DYNA
 - Damage and Failure Modeling



Dr. Len Schwer
 Schwer Engineering & Consulting Services
 Lecturer of the seminars:
 - Crashworthiness Simulation with LS-DYNA
 - Methods for Simulating Short Duration Events
 - Blast Modeling with LS-DYNA
 - Penetration Modeling with LS-DYNA
 - Explosives Modeling for Engineers



Dr. Wei Hu
 Ansys / LST – software developer LS-DYNA
 Lecturer of the seminar:
 - Meshfree EFG, SPG and Advanced FE Methods for Structural Analyses



Prof. Mhamed Souli
 University of Lille
 Lecturer of the seminars:
 - ALE and FSI in LS-DYNA
 - Smoothed Particle Hydrodynamics (SPH) in LS-DYNA



Dr. Yun Huang
 Ansys / LST – software developer LS-DYNA
 Lecturer of the seminar:
 - NVH, Frequency Domain Analysis and Fatigue with LS-DYNA



Dr. Cheng-Tang Wu
 Ansys / LST – Software-Entwickler LS-DYNA
 Lecturer of the seminar:
 - Meshfree EFG, SPG and Advanced FE Methods for Structural Analyses



Prof. Dr.-Ing. Stefan Kolling
 Technische Hochschule Mittelhessen
 Lecturer of the seminar:
 - Modeling of polymers and elastomers in LS-DYNA

■ ORGANIZATION

Seminar locations

Unless otherwise stated, events are held in our headquarters in Stuttgart, Germany:

- Industriestr. 2, 70565 Stuttgart, Germany
Tel.: +49 (0)711 - 45 96 00 - 0

Other seminar locations:

- Office Dresden
Pohlandstraße 19, 01309 Dresden, Germany
Tel.: +49 (0)351 - 31 20 02 - 0
- Office Ingolstadt
Friedrichshofener Str. 20, 85049 Ingolstadt, Germany
Tel.: +49 (0)841 - 1 29 43 24
- Office Berlin
Stralauer Platz 34, 10243 Berlin, Germany
Tel.: +49 (0)30 - 20 68 79 10
- DYNAmore Swiss GmbH
Technoparkstrasse 1, 8005 Zurich, Switzerland
Tel.: +41 (0)44 - 5 15 78 90
- DYNAmore Nordic AB
Brigadgatan 5, 587 58 Linköping, Sweden
Tel.: +46 (0)13 - 23 66 80
- DYNAmore Nordic AB
Office Gothenburg
Bror Nilssons gata 16, 417 55 Gothenburg, Sweden
Tel.: +46 (0)31 - 3 01 28 60
- DYNAmore Italia S.r.l.
Piazza Castello 139, 10122 Turin, Italy
Tel.: +39 335 157 05 24
- DYNAmore France SAS
21 av. de Paris, 78000 Versailles, France
Tel.: +33 33 (0)1 - 39 55 81 01
- DYNAmore Corporation
565 Metro Place South, Suite 300, 43017 Dublin, OH, USA
- 4a engineering GmbH (Partner in Austria)
Industriepark 1, 8772 Traboch, Austria
Tel.: +43 (0)38 42 - 4 51 06 - 6 00

Seminars on request / in-house seminars

All courses can be individually compiled. We would also be happy to consider your special requirements. For example, the contents of seminars can be adapted to your company's specific needs, or alternatively the course can be held parallel to a project selected by you. We are also pleased to give seminars on your premises. Please get in touch with us.

Seminar fees

See seminar description. All seminar fees quoted are per participant and seminar and do not include statutory value-added tax. Seminar fees are due on application and include seminar documents, drinks during breaks and lunch. In the case of individual training courses, we also take the liberty of calculating the preparation time.

Reductions

We give a 50 % reduction to members of universities and public research institutions. Students may attend the seminars free of charge if there are vacancies (please show your enrolment certificate). We charge a contribution fee of € 50 per day.

Course times

Seminars: 9:00 - 17:00 (unless otherwise indicated).
Information days: usually 13:30 - approx. 17:00.

Speakers

Seminars are only given by experienced experts.

Language

Unless otherwise stated, all seminars will be given either in German or English language on an on-demand basis at short notice. Please indicate your preferred language during registration.

Cancellation of a seminar by a participant

Up to two weeks before the start of the seminar: no charge
Up to two week before the start of the seminar: 50 %
Less and non-attendance: complete seminar fee
Substitute participants will be accepted.

Cancellation of a seminar by the organizer

If less than four applications without reduction were received, we reserve the right to cancel a seminar. In such a case, all participants who have applied for the course will be notified at the latest one week before commencement of the seminar.

Registration

Please apply either using the registration form on page 69 or register online under www.dynamore.de or just send us an email to seminar@dynamore.de. You will be sent a registration confirmation as well as information regarding directions and hotels. Please note that all seminars and the seminar language will be confirmed separately.

Data protection and competition law declaration of consent

With your registration you allow us the use and the processing of your data for the seminar organization and for promotional purposes. You may at any time revoke these commitments. For this, please contact DYNAmore GmbH by fax, telephone or in writing.

Further information

Seminars on the Internet

You will find current information and new developments concerning LS-DYNA on our website www.dynamore.de. There, you may also find up-to-date details about our seminars, information days and webinars as well as additional or modifications to dates and further information events.

Newsletter

If you would like to be informed by email about current events and new developments in the LS-DYNA world, we would be happy to send you our "DYNAmore News". To register, please send us an email to infomail@dynamore.de.

Contact partner

Organization

Anita Schulte
Tel.: +49 (0)711 - 45 96 00 - 0
seminar@dynamore.de

Course Advisor

Dr. Maik Schenke
Tel.: +49 (0)711 - 45 96 00 - 22
maik.schenke@dynamore.de



ABOUT DYNAmore

DYNAmore GmbH – Gesellschaft für FEM-Ingenieurdienstleistungen – is one of the largest distributors of LS-DYNA simulation software worldwide. But we offer far more in the way of services: in addition to our guaranteed, expert support in all areas of application for the LS-DYNA and LS-OPT software packages, we offer FEM calculation services as well as general consulting on any questions concerning structural dynamics.

Furthermore, our fields of expertise include pilot and development projects for simulating nonlinear dynamic problems, software development for solver technologies and simulation data management as well as consulting and support for modern, massively parallel computer systems.

More than 800 customers, both in Germany and abroad and from industry and research are convinced by our expertise – they include numerous automotive manufacturers and suppliers.

DYNAmore's head office is located in Stuttgart, but we also have offices in Berlin, Braunschweig, Dresden, Langlingen, Munich und Ingolstadt and affiliate companies in Sweden, France, Italy, Switzerland and the USA.

LS-DYNA – one solution for many nonlinear problems

LS-DYNA is one of the world's leading finite element software systems for the numerical simulation of highly-complex, nonlinear dynamic processes, such as

- Crash
- Occupant safety
- Metal forming
- Impact and drop tests
- Snap-through buckling
- Penetration problems
- Fluid structure interaction
- Thermo-mechanical coupling
- Explosion

The program is intensively used in the automotive, aircraft and aerospace industries. Further areas of application include biomechanics, shipbuilding, locomotive construction, civil engineering, the defense industry and the consumer goods industry. A wide range of problems can be solved by LS-DYNA simply using standard PC.

LS-PrePost – definition and evaluation of simulations

LS-PrePost is a pre- and postprocessor which can be used to modify input decks and to visualize results computed by LS-DYNA. An intuitive graphical user interface simplifies its use. Options for handling and visualizing LS-DYNA input decks are available to help you prepare input data.

LS-OPT – optimization / robustness analysis of nonlinear systems

LS-OPT combines optimization algorithms with an optimization environment which automatically generates and analyzes variants and visualizes the obtained results. The program is designed for nonlinear problems and can include LS-DYNA as well as other solvers to enable multidisciplinary optimization. LS-OPT is not only used for optimization purposes but also for robustness analyses.

FEMZIP

This software allows to drastically reduce the storage size of simulation results, thus enabling the results to be viewed, sent and archived faster.

Validated FE models for standard load cases

FE models

In vehicle assessment, tests are carried out under comparable conditions. To successfully achieve this, accurately specified barriers and dummies are used for testing. DYNAmore develops and distributes FE models for such test pieces.

Dummy models

To compute occupant values, DYNAmore develops the following models for the automotive industry (PDB): ES-2, ES-2re, BioRID-2 and WorldSID. The portfolio is completed by models developed by the hardware dummy manufacturer Humanetics and by Ansys / LST.

Pedestrian safety models

We supply impactor models from various manufacturers for assessing pedestrian safety during vehicle collisions.

Barrier models

The impact on the structure of a vehicle is often due to a barrier. We supply finite element models for all standard barriers, which are developed by our partners Arup and Ansys / LST or within the scope of a working group by Daimler, Dr. Ing. h.c. F. Porsche, Lasso and Peng.

Human models

Besides the dummy models, there is also the option of using human models to investigate vehicle safety. The models distributed by DYNAmore are developed in Japan by Toyota.

Simulating forming processes

Metal forming in LS-DYNA

With LS-DYNA, DYNAmore provides a solution to meet high accuracy requirements in the computation of sheet metal and pipe forming. Quite a few automotive and supplier companies investigate the manufacturability and springback of a component using LS-DYNA before constructing a tool. Main applications include deepdrawing, stretch-forming, pipe bending, hydroforming and thermal deep drawing.

eta/Dynaform

An integrated pre- and postprocessor system for forming processes is combined in eta/Dynaform. In a user environment, eta/Dynaform combines mesh generation, the computation of binder forces, binder closing, deep drawing simulation, trimming processes, the computation of springback and multistep processes.

Simulation services

The staff at DYNAmore has a wealth of experience in computing nonlinear problems. We see ourselves as a suitable contact partner for:

- Nonlinear statics and dynamics
- Crash analysis
- Developing dummy models
- Component tests
- Passive safety, pedestrian safety
- Metal forming
- Implicit analyses using LS-DYNA
- Optimization, robustness analyses
- Flow simulation
- Fluid-structure interaction
- etc.

Software development

SDM and Process Integration

With our subsidiary SCALE we develop software for CAE IT infrastructure. For example, our Software LoCo offers you a good platform for collaborative engineering. Furthermore, we develop on behalf of clients, predominantly from the automotive industry, custom software solutions in the fields of simulation data management (SDM), process integration, process automation and optimization.

Development in LS-DYNA

DYNAmore is an experienced contact partner regarding the development of new features in LS-DYNA. Together with our customers, we integrate failure models into material laws, develop interfaces, create material models for foams and integrate new element technologies.

Development of DYNAtools and additional software

DYNAmore supplies a wide range of additional tools which facilitate working with LS-DYNA and LS-OPT. The tools are developed in close cooperation with the automotive manufacturers Audi, Daimler, Dr. Ing. h.c. F. Porsche and Adam Opel.

Material Competence Center

The mechanical properties of many materials that are required for simulation are unknown. Defining these precisely is typically very expensive and often involves a considerable wait.

In contrast, the experiments we select in accordance with specific requirements provide a quick and reliable basis for generating predictive material cards for polymers, metals and composite materials.

DYNAmore at a glance

Portfolio

- Software solutions
- Method development
- Support and consulting
- Calculation service
- IT solutions for CAx process and data management
- Training courses and information events
- Conferences

Facts

- About 150 employees
- Subsidiary companies in Germany, Sweden, Italy, France, Switzerland and USA
- Offices in Ingolstadt, Dresden, Berlin, Langlingen, Braunschweig, Munich, Linköping, Gothenburg, Turin, Versailles, Zurich and Dublin/Ohio
- For five customers on-site
- Over 800 international customers from industry and research (amongst them almost all OEMs)
- Worldwide use of our dummy models
- FEM experience since the beginning of the 80s
- Active development of LS-DYNA and LS-OPT

Support – Consulting – Sales – Training Courses

Products

All products mentioned are used and further developed by DYNAmore in day-to-day project work. This enables us to provide highly practice-related advice on your tasks. According to your requirements, you receive a tailor-made package comprising anything from software licensing right up to the handover of component responsibility by DYNAmore.

Support

The software you obtain from us is supported by highly experienced members of staff. You can contact each individual expert directly on the phone anytime. We also provide in-house support on request.

Test license

You can test any of our products free of charge. You then decide to rent the software, buy it or use it via a web portal. All standard platforms are supported.

Training courses

Besides offering numerous seminars on the various areas of application of LS-DYNA and LS-OPT, DYNAmore also holds other seminars concerned with pre- and postprocessing topics. All seminars can be aligned individually to company requirements and can also be held at your company premises if required.

Events

In order to promote the exchange of information, DYNAmore regularly organizes events such as user meetings, information days and webinars on a range of different subjects.

DYNAMORE AFFILIATED COMPANIES AT A GLANCE

DYNAmore Nordic AB

DYNAmore Nordic provides the state-of-the-art simulation software LS-DYNA to companies, engineers, researchers and students in the Nordic countries and Baltic states. In addition to the simulation software portfolio, the company offers expert level support, training, engineering consultancy services, simulation software development, and computer systems for LS-DYNA. DYNAmore Nordic has more than 20 years of experience and 25 employees at offices in Linköping and Gothenburg.

Managing Directors: Dr. Marcus Redhe, Dr. Daniel Hilding

More information at www.dynamore.se



DYNAmore France SAS

With DYNAmore France, the French customer base is actively established and expanded. The new offices are located near Paris, in Versailles. In addition to support and sales engineers, LS-DYNA developers are also employed in France.

Commercial Manager: Nima Edjtemai

More information at www.dynamore.eu



DYNAmore Swiss GmbH

DYNAmore Swiss was founded in 2011 as a spin-off company of ETH Zurich. The focus of the DYNAmore affiliate is to offer the most suitable models and software solutions. In addition, the company's range of services also includes consulting, job order calculation as well as conception and support of software solutions in the field of forming simulation.

Business Manager: Dr. Bernd Hochholdinger

More information at www.dynamore.ch



DYNAmore Italia S.r.l.

Since its foundation in 2013, DYNAmore Italia is the contact south of the Alps for technical support in the numerical solution of nonlinear mechanical problems. The main focus is on the sale and support of LS-DYNA and LS-OPT as well as engineering services for numerical analyses and the integration of the simulation software in CAE environments.

Business Manager: Salvatore Scalera

More information at www.dynamore.it



DYNAmore Corporation

Since September 2017, DYNAmore is also represented in the USA. In the new office in Dublin, Ohio, we support our customers in all questions concerning LS-DYNA.

Managers: Alexander Gromer, Dr. Nils Karajan

More information at www.dynamore.com



SCALE GmbH

SCALE provides software solutions and IT services for process and data management in the automotive industry and other sectors. SCALE's portfolio encompasses LoCo, CAViT and Status.E for simulation data, process and requirements management, as well as IT services for bespoke software solutions upon request.

Managing Directors: Dr. Heiner Müllerschön, Uli Franz

More information at www.scale.eu



CASCATE GmbH

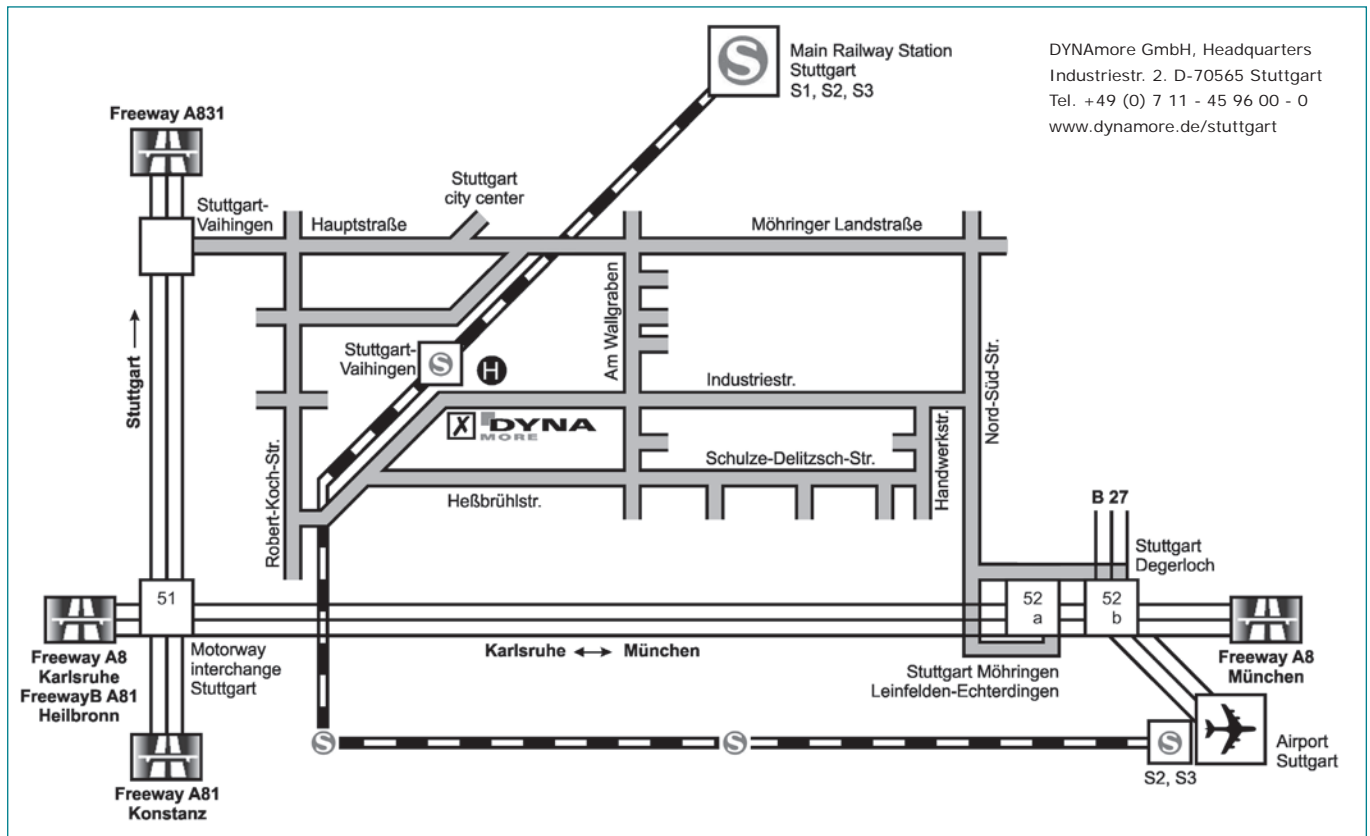
CASCATE GmbH's main focus is on professional consulting for all simulation solutions, in particular complex tasks in the fields of fluid mechanics, structural mechanics and fluid-structure interaction.

Managing Directors: Stefan Rudolph, Prof. Ulrich Göhner

More information at www.cascade.de



■ DYNAmore HEADQUARTERS



Arriving by car

From the direction of Munich

Take the freeway A8 to Stuttgart, exiting at Möhringen/Degerloch/LE-Leinfelden. Follow signposts marked Möhringen/LE-Echterdingen, Industriegebiet Vaihingen/Möhringen. The DYNAmore headquarters are located opposite the train (S-Bahn) station.

From the direction of Frankfurt/Karlsruhe/Heilbronn/Singen

Take the freeway A8 towards München (Munich), exit at Möhringen/Vaihingen/LE-Leinfelden. Follow signposts marked Industriegebiet Vaihingen/Möhringen. The DYNAmore headquarters are located opposite the tram station.

Arriving by public transport

Stuttgart Airport

Take the train (S-Bahn) "S2" in the direction of Schorndorf or the S-Bahn "S3" in the direction of Backnang and alight in either case at the stop marked Stuttgart-Vaihingen. The DYNAmore headquarters are located opposite the train station.

Stuttgart Main Railway Station

Take the train (S-Bahn) "S1" in the direction of Herrenberg or the S-Bahn "S2" or "S3" in the direction of the airport and alight at the stop marked Stuttgart-Vaihingen. The DYNAmore headquarters are located opposite the train station.

More information about the S-Bahn timetable can be found under: www.vvs.de



DYNAmore Headquarters

Imprint

Publisher
DYNAmore GmbH
Gesellschaft für FEM Ingenieurdienstleistungen
Industriestr. 2, D-70565 Stuttgart, Germany

Tel.: +49 (0)711 - 45 96 00 - 0
Fax: +49 (0)711 - 45 96 00 - 29
E-Mail: info@dynamore.de
www.dynamore.de

Managing Directors
Dipl.-Math. Ulrich Franz, Dr. Thomas Münz
Court of registration/Seat: Stuttgart
Registration Number: HRB 765839

Trademarks
All product and company names are registered trademarks or brand names of the respective manufacturer.

Copyright
©2022 DYNAmore GmbH. All rights reserved.
The seminars are subject of alterations.

Layout
WERBOS GbR
Griesstr. 20, D-85567 Grafing b. M., Germany
E-Mail: info@werbos.de
www.werbos.de

USE OUR E-SERVICES ON THE WEB



www.dynamore.de

- Software products and FE models
- Software and documentation downloads
- Current information and offers
- Seminar dates, booking, descriptions
- FE and IT services
- Conference information
- Contact addresses




www.scale.eu

- CAE data management (SDM)
- Process integration/automation
- Optimization



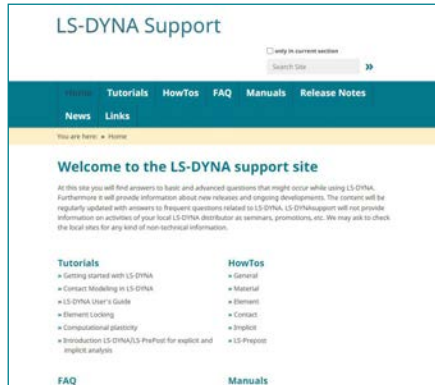
www.cascade.de

- STAR-CCM+
- Simcenter
- Femap



www.lsopstupport.com

- LS-OPT support site
- Examples, documents
- FAQs, HowTo´s



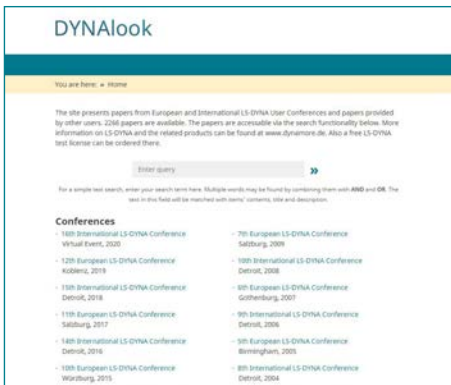
www.dynasupport.com

- LS-DYNA support site
- Tutorials, release notes
- FAQs, HowTo´s



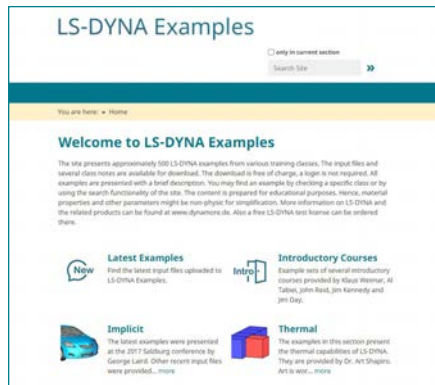
www.dummymodels.com

- Technical information about LS-DYNA dummy models



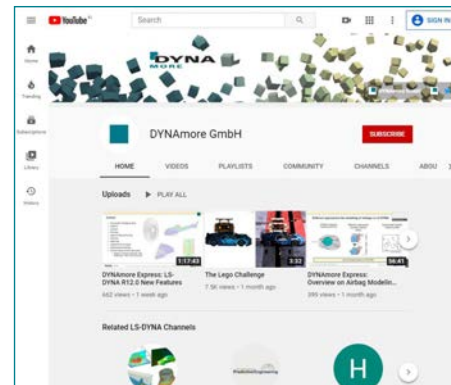
www.dynallook.com

- More than 2.250 technical LS-DYNA papers to download



www.dynaexamples.com

- Comprehensive collection of examples of various LS-DYNA training seminars
- Images, animations, LS-DYNA input decks



www.youtube.com/c/DYNAmoreGmbH

- Tutorials
- Animations

Knowledge for tomorrow's automotive engineering.

Stay informed and advance your knowledge

with over 130 seminars, events and up-to-date technical knowledge in:

- » Passive Safety
- » Active Safety
- » Autonomous Driving
- » Electric Mobility
- » Dummy & Crash-Test
- » Engineering & Simulation

www.carhs.de

Order your free copy!

www.carhs.de/companion



carhs
Empowering Engineers

ON SITE & ONLINE

automotive
CAE
GRAND
CHALLENGE

July 05 – 06, 2022
Congress Park Hanau
Germany

// AI+ML CAE PROCESS

// FATIGUE STRENGTH

// MATERIAL MODELING

// NOISE VIBRATION HARSHNESS

// OCCUPANT SAFETY

// STRUCTURAL CRASH

// VIRTUAL TESTING

www.carhs.de/grandchallenge

carhs
Empowering Engineers

ON SITE & ONLINE



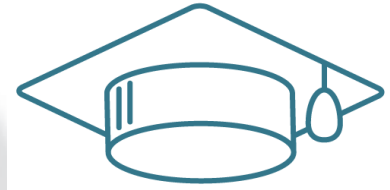
SAFETYWEEK
THE FUTURE OF AUTOMOTIVE SAFETY

May 17 – 19, 2022

Vogel Convention Center Würzburg
Germany

www.safetyweek.de

carhs
Empowering Engineers



Your Theses

DO YOUR DIPLOMA OR MASTER THESES WITH US

In collaboration with following companies: Opel Automobile GmbH, Audi AG, Daimler AG und Dr. Ing. h.c. F. Porsche AG

We would be pleased to offer you a range of exciting topics for your diploma or master thesis related to current developments in the latest FE technologies using LS-DYNA. Especially in the field of crashworthiness simulations, LS-DYNA is one of the world's leading FE programs and used for this purpose by many leading automotive manufacturers. As a result of the close collaboration between DYNAMore GmbH and Opel Automobile GmbH, Audi AG, Daimler AG and Dr. Ing. h.c. F. Porsche AG, challenging tasks are constantly arising. Exemplary topics could address:

- Material modeling of composites, foams, plastics, layers of adhesive
- Modeling of joining techniques
- Simulation of welding processes
- Simulation of sheet metal and bulk forming processes
- Hot forming taking into account phase transitions
- Extensions for human models
- 3d skeletal muscle modeling in biomechanics
- Modeling of coupled multiphysic problems
- Fluid-structure interaction
- Particle mechanics
- Comparison of new simulation methods
- Optimization and robustness analysis with LS-OPT (optimization software)
- Software development for process integration

The preparation of the thesis will be in collaboration with DYNAMore GmbH and the above mentioned companies. If you are interested, please contact us by E-Mail at hr@dynamore.de.

www.dynamore.de



Your strong LS-DYNA partner

STARTING WITH LS-DYNA AT 90 EURO / YEAR*

DYNASTart Professional – commercial license **6,900 Euro ***
 LS-DYNA, LS-PrePost, 1. commercial license, support

DYNALab – for research and academic **2,000 Euro ***
 LS-DYNA, LS-PrePost, Support

To order please send an e-mail to info@dynamore.de or use the order form on page 70.

* Rental / year. Prices do not include statutory value-added tax. Subject to exchange rate fluctuations USD/Euro.

www.dynamore.de

PLEASE COMPLETE AND FAX TO FAX-NO. +49 (0)711 - 45 96 00 - 29

Address for window envelope

DYNAmore GmbH
 Industriestr. 2
 D-70565 Stuttgart
 Germany

I hereby register for the following event:

Introduction

- Introduction LS-DYNA
 Optional: only 1st and 2nd day (basics)
 only 3rd day (further topics)
- Introduction LS-PrePost
- Introduction Nonlinear Implicit Analyses
- Introduction to Simulation Technology
- Introduction to Isogeometric Analysis
- Info: New LS-DYNA Features
- Info: Cloud Solutions

Basics/Theory

- Element Types and Nonlinear Aspects
- User Interfaces in LS-DYNA

Crash/Short-Term Dynamics

- Crashworthiness Simulation
- Introduction to Contact Definitions
- Contact Modeling
- Joining Techniques for Crash Analysis
- Info: Drop Tests

Passive Safety

- Introduction to Passive Safety Simulation
- CPM for Airbag Modeling
- Dummy/Pedestrian Impactor Modeling
- Info: Human Modeling

Metal Forming/Process Simulation

- Metal Forming with LS-DYNA
 Optional: only 1st and 2nd day
 only 3rd day
- Forming Simulation with eta/Dynaform
- Hot Forming with LS-DYNA
- Welding Simulation with LS-DYNA
- Sheet Metal Forming with OpenForm

- Introduction to Draping Simulation

- Info: Welding/Heat Treatment
- Info: Forming Trends

Materials

- Material Modeling for Metals
- Damage and Failure Modeling
- Adv. Damage Modeling: Orthotropic Materials
- Parameter Identification with LS-OPT
- Modeling Polymers and Elastomers
- Short Fiber Reinforced Polymers
- Continuous Fiber Reinforced Polymers
- Concrete and Geomaterial Modeling
- Simulation of Thermoplastics
- User Materials
- Info: Simulation of Plastics

Implicit

- Implicit Analysis
- NVH, Frequency Domain Analysis and Fatigue
- From Explicit to Implicit Simulation Models

Particle Methods

- Smoothed Particle Hydrodynamics (SPH)
- SPG - Manufacturing/Material-Failure
- Introduction to EFG
- Discrete Element Method (DEM)

Multiphysics

- ALE and Fluid-Structure Interaction
- ICFD - Incompressible Fluid Solver
 Optional: only 1st day only 2nd day
- CESE - Compressible Fluid Solver
- Resistive Heating/Battery Modeling
- Electromagnetism
- Info: Multiphysics

High Energy Events

- Short Duration Events
- Blast Modeling
- Penetration Modeling
- Explosives Modeling for Engineers

Optimization

- LS-OPT - Optimization/Robustness
 Optional: only 1st and 2nd day
 only 3rd day

- Basics of Structure Optimization
- Structural Optimization GENESIS
- Info: Optimization
- Info: Optimization ANSA, LS-OPT, META

Pre- and Postprocessing

- Introduction to PRIMER for LS-DYNA
- ANSA/LS-OPT/META

Support/Webinars

- Support day: LS-DYNA
- Support day: Occupant Safety

SDM Simulation Data Management

- SDM and Process Management LoCo
 Optional: only 1st day only 2nd day
- Info: Process Autom./SDM

CFD Computational Fluid Dynamics

- Basic Training STAR-CCM+
- Battery Simulation in STAR-CCM+
- Multiphase Flow in STAR-CCM+
- FSI in STAR-CCM+
- Geometry preparation in STAR-CCM+

Date (please specify): _____ Seminar Compact webinar on-demand video seminar

I will cancel my registration if the course will be held in German language.

Sender

Company / University: _____

Dept. / Institute: _____

Title, first/last name: _____

Street: _____

ZIP code, town/city: _____

Tel.: _____

E-Mail: _____

I agree that DYNAmore will send me information about LS-DYNA and upcoming events.
 You may, at any time, revoke your consent by contacting DYNAmore GmbH via phone or in writing.

Date, Signature: _____

Declaration of consent to the use of personal data:
 With your registration you allow us the use and the processing of your data for seminar organization.

PLEASE COMPLETE AND FAX TO FAX-NO. +49 (0)711 - 45 96 00 - 29

Address for window envelope

DYNAmore GmbH
Industriestr. 2
D-70565 Stuttgart
Germany

I hereby place an order for the following LS-DYNA version:

DYNastart Professional (industry)

DYNastart Professional is the LS-DYNA introductory package from DYNAmore. It comprises the following features:

- First license for LS-DYNA including LS-PrePost
- Unlimited version with full functionality (including implicit, particle methods and multiphysics)
- Access to latest software versions
- The program can be run under Windows/Linux
- Full technical support

Annual rental fee: 6,900 Euro *

DYNAlab (research, teaching)

- License for LS-DYNA including LS-PrePost
- Unlimited version with full functionality (including implicit, particle methods and multiphysics)
- Rent per institute / faculty
- Full technical support
Annual rental fee: 2,000 Euro *

Sender

Company / University: _____

Dept. / Institute: _____

Titel, first/last name: _____

Street: _____

ZIP code, town/city: _____

Tel.: _____

E-Mail: _____

I agree that DYNAmore will send me information about LS-DYNA and upcoming events.

You may, at any time, revoke your consent by contacting DYNAmore GmbH via phone or in writing.

Date, Signature: _____

Declaration of consent to the use of personal data:
With your registration you allow us the use and the processing of your data for seminar organization.



16th German LS-DYNA Forum

October 11th – 12th, 2022, Bamberg, Germany

We would like to cordially invite you to the 16th German LS-DYNA Forum from 11th - 12th October 2022 in the Welcome Kongresshotel Bamberg.

The last German LS-DYNA Forum took place in 2018 and was a great success with more than 100 technical presentations and about 400 participants was a great success. This year, the conference will be held as a hybrid event, on-site and online. We hope be able to hold an on-site event and are looking forward to to numerous presentation submissions and registrations.

Abstract and paper submission

To submit your presentation, please first send us an abstract of approximately 2,500 characters. To submit, please use our online form on the conference website or send us an e-mail.

Important dates

Abstract submission: May 20th, 2022
 Author notification: June 3rd, 2022
 Paper submission: September 3rd, 2022
 Conference: October 11th-12th, 2022



Welcome Congress Hotel Bamberg, Germany

Exhibition and sponsoring

As always, the accompanying exhibition is part of the forum. We are looking forward to numerous exhibitors from the hardware and software sector. As usual, there is also the possibility to sponsor the event. You can find a detailed list of our sponsorship opportunities can be found in our brochure.

Conference website

www.dynamore.de/en/forum22

Nordic LS-DYNA User´s Conference

October 18th - 19th, 2022, Gothenburg, Sweden

- 2 days
- More than 200 participants
- 35+ presentations

More information at www.dynamore.se



The Swedish Exhibition & Congress Centre Gothenburg

2nd French LS-DYNA Forum

November 17th, 2022, Versailles, France

- 1 day
- More than 50 participants
- Free of charge

More information at www.dynamore.eu



LS-DYNA Forum Versailles, France



DYNAmore Gesellschaft für FEM Ingenieurdienstleistungen mbH

Germany

DYNAmore GmbH
Headquarters
Industriestr. 2
D-70565 Stuttgart
Tel.: +49 (0)711 - 45 96 00 - 0
Fax: +49 (0)711 - 45 96 00 - 29
E-Mail: info@dynamore.de
www.dynamore.de

DYNAmore GmbH
Office North
Im Balken 1
D-29364 Langlingen
Tel.: +49 (0)50 82 - 9 14 00 - 50
Fax: +49 (0)50 82 - 9 14 00 - 49

DYNAmore GmbH
Office Ingolstadt
Friedrichshofener Str. 20
D-85049 Ingolstadt
Tel.: +49 (0)841 - 1 29 43 24
Fax: +49 (0)841 - 12 60 48 - 38

DYNAmore GmbH
Office Berlin
Stralauer Platz 34
D-10243 Berlin
Tel.: +49 (0)30 - 20 68 79 10
Fax: +49 (0)30 - 20 07 83 82

DYNAmore GmbH
Office Dresden
Pohlandstr. 19
D-01309 Dresden
Tel.: +49 (0)351 - 31 20 02 - 0
Fax: +49 (0)351 - 31 20 02 - 29

DYNAmore GmbH
Office Braunschweig
Altewiekring 20A
D-38102 Braunschweig
Tel.: +49 (0)531 - 20 97 94 20
Mobile: +49 (0)170 - 761 08 48

DYNAmore GmbH
Office Munich
Oskar-Schlemmer-Straße 11
D-80807 München
Tel.: +49 711 4596000
Fax: +49 711 45960029

DYNAmore Material Competence Center MCC
Kolumbusstraße 47
D-70771 Leinfelden-Echterdingen
Tel.: +49 (0)711 - 45 96 00 - 17
E-Mail: mcc@dynamore.de

Subsidiaries

Sweden

DYNAmore Nordic AB
Headquarters
Brigadgatan 5
S-587 58 Linköping
Tel.: +46 (0)13 - 23 66 80
Fax: +46 (0)13 - 21 41 04
E-Mail: info@dynamore.se
www.dynamore.se

DYNAmore Nordic AB
Office Gothenburg
Bror Nilssons gata 16
S-417 55 Gothenburg
Tel.: +46 (0)31 - 3 01 28 60

Switzerland

DYNAmore Swiss GmbH
Technoparkstr. 1
CH-8005 Zurich
Tel.: +41 (0)44 - 5 15 78 90
Fax: +41 (0)44 - 5 15 78 99
E-Mail: info@dynamore.ch
www.dynamore.ch

Italy

DYNAmore Italia S.r.l.
Piazza Castello, 139
I-10122 Turin
Tel.: +39 335 157 05 24
E-Mail: info@dynamore.it
www.dynamore.it

France

DYNAmore France SAS
21 av. de Paris
F-78000 Versailles
Tel.: +33 (0)1 - 39 55 81 01
E-Mail: info@dynamore.eu
www.dynamore.eu

USA

DYNAmore Corporation
565 Metro Place South, Suite 300
43017 Dublin, OH, USA
Tel.: +1 (614) 696 3303
E-Mail: info@dynamore.com
www.dynamore.com